

⊕

Ⓐ

Ⓑ

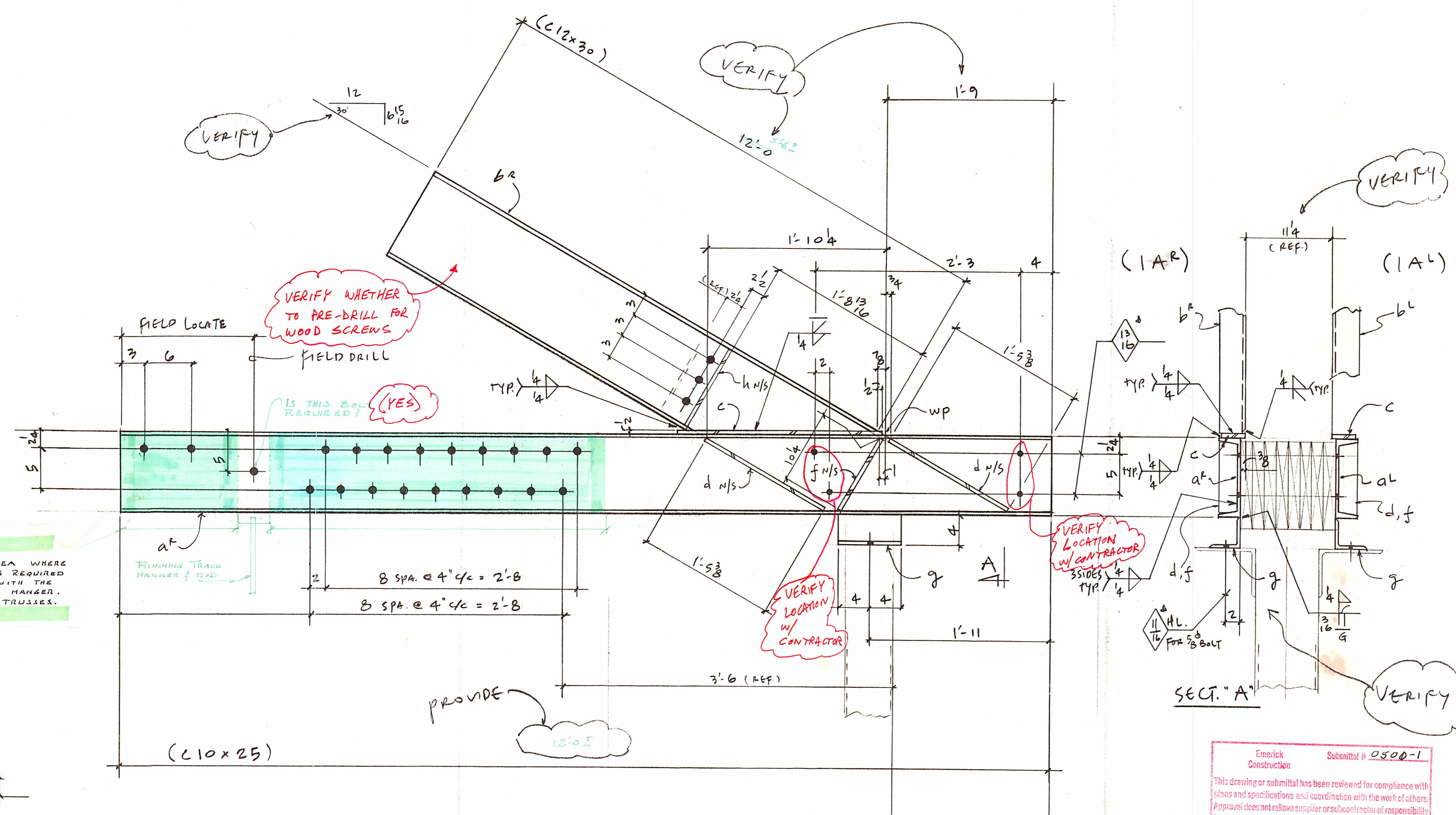
TYPICAL TRUSS BOTTOM
CORD HAS 8 LAMINATIONS.
TRUSSES ON GRIDS 3 & 15
HAVE 9 LAMINATIONS.

BEARING
PLATE

CONDITION AT TRUSS TO
WALL BEARING PLATE

BILL OF MATERIAL

NO. TO SHIP	SHIP MARK	TOTAL NO. PCS.	PC. MARK	SIZE	LENGTH FT	IN	REMARKS	WEIGHT
14	1A ^R							
		14	a ^R	C10 x 25				
		14	b ^R	C12 x 30				
		14	c	PL 2 x 3	2	1		
		28	d	PL 2 x 2 3/8	1	5 3/8	FIT	
		14	f	PL 1/2 x 2 3/8	-	10 1/4	FIT	
		14	h	PL 1/2 x 2 3/8	-	11	FIT	
		14	g	L4 x 4 x 1/2	-	8		
14	1A ^L							
		14	a ^L					
		14	b ^L					
		14	c					
		28	d					
		14	f					
		14	h					
		14	g					
14	1P ^B							
		28	k	PL 1 x 1 1/4	1	0		
				L4 x 4 x 1/2	1	0		



1A^R ~ 14 REQ'D. (AS SHOWN)
 1A^L ~ 14 REQ'D. (OPP. HAND)

Emeric Construction Submittal # 0500-1
 This drawing or submittal has been reviewed for compliance with plans and specifications and coordination with the work of others. Approval does not relieve supplier or subcontractor of responsibility for errors, omissions, or non-compliance with the contract documents.
 Approved Approved as noted
 Revise and resubmit
 By: *[Signature]* Date: 1-26-95

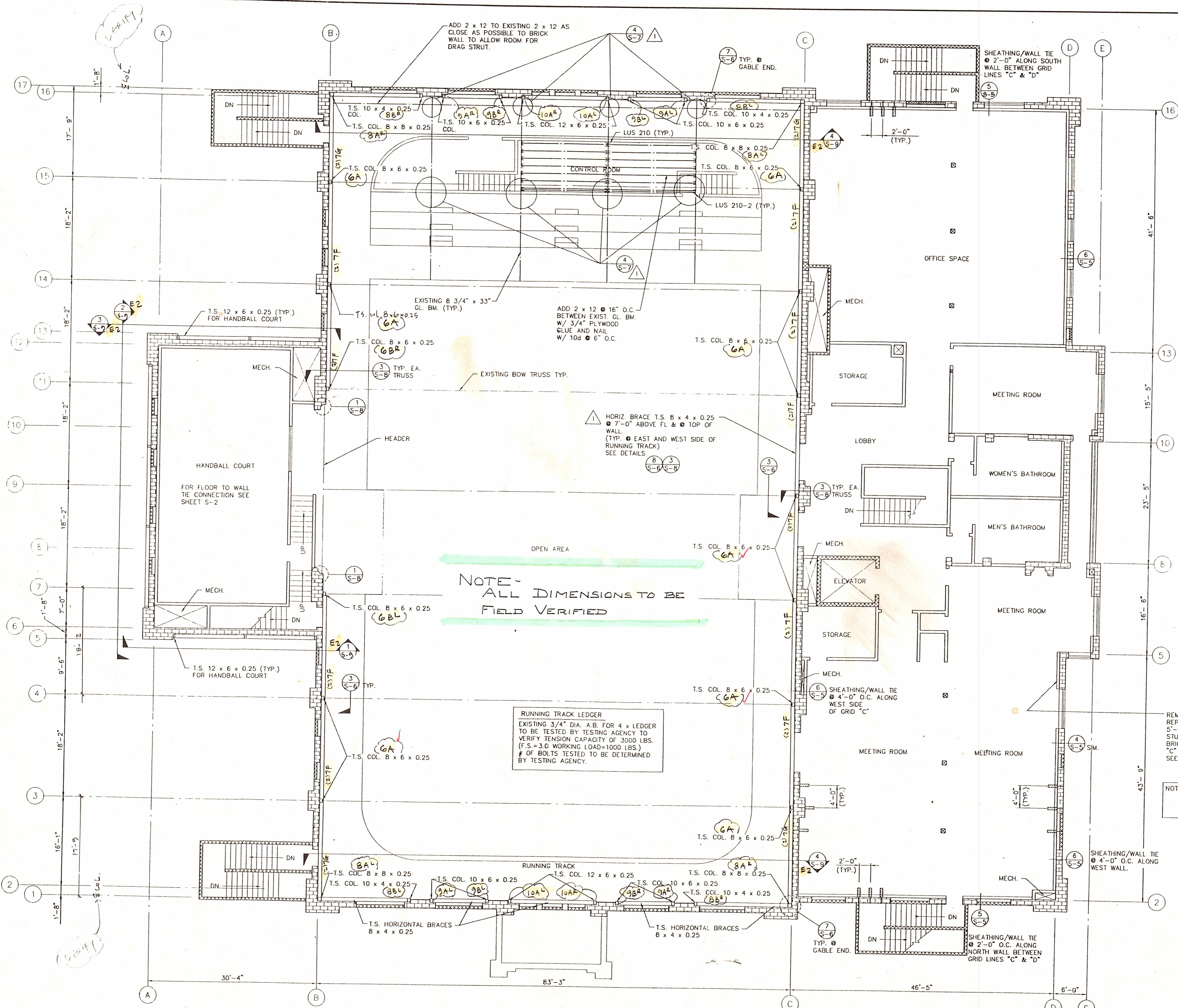
SEE ATTACHED DRAWING FOR EXISTING WALL CONDITIONS. DIMENSIONS VARY FROM TRUSS TO TRUSS.
 THE BOTTOM CHORD CHANNEL WILL BE SHORT AT THE GRID 15 TRUSS DUE TO INTERIOR WALL CONDITIONS.

This review is only for general conformance with the design concept of the project and with the information given in the contract documents.
 NO EXCEPTION TAKEN REVISE & RESUBMIT
 MAKE CORRECTIONS NOTED SUBMIT SPECIFIED ITEM NOTED
 Checking does not relieve the contractor of the responsibility for errors and omissions in this submittal or for fabrication, installation or safety aspects, verification of dimensions and quantities, or the coordination with other aspects of the work.
 DATE 1/31/95 BY TJT
 MILLER CONSULTING ENGINEERS

FIELD BOLTS	28 - 5/8" A325U/NCS/HW x 2				
PAINT	PER SPEC.				
MATERIAL	A36 U/NOTED				
HOLES	1 1/16"				
ELECTRODES	E70XX				
TOTAL WEIGHT		NO DATE	DESCRIPTION	NO DATE	DESCRIPTION
DWG. REF.	S-B	REVISIONS			

FABRICATION PRODUCTS
 6131 NE. 63 rd. Street
 Vancouver, WA 98661
 Phone (360) 696-1324

DRAWN BY	DATE	CUSTOMER	CITY OF McMinnville	CONTRACT NO.
CHECKED BY	DATE	STRUCTURE	McMinnville Comm. Center	DWG NO.



NOTE - ALL DIMENSIONS TO BE FIELD VERIFIED

RUNNING TRACK LEDGER
 EXISTING 3/4" DIA. A.B. FOR 4 x LEDGER TO BE TESTED BY TESTING AGENCY TO VERIFY TENSION CAPACITY OF 3000 LBS. (F.S.=3.0 WORKING LOAD=1000 LBS.) # OF BOLTS TESTED TO BE DETERMINED BY TESTING AGENCY.

REMOVE EXISTING GYP. & 2x FURRING, REPLACE W/ 2 x 4 HORIZ. LEDGER @ 5'-6" ABOVE FLOOR AND METAL STUD WALL. TYP. ALL EXTERIOR BRICK WALLS BETWEEN GRID LINES "C" & "E" SEE DETAILS (1) (5) (5-7) (5-7)

NOTE: ADD HORIZ. 2 x 4 LEDGER 6" ABOVE ALL DOORS AND 6" ABOVE AND BELOW ALL WINDOWS.

This review is only for general conformance with the design concept of the project and with the information given in the contract documents.
 NO EXCEPTION TAKEN REVISE & RESUBMIT
 MAKE CORRECTIONS SUBMIT SPECIFIED ITEM NOTED
 Checking does not relieve the contractor of the responsibility for errors and omissions in the submittal or for fabrication, installation or safety methods, verification of dimensions and quantities, or the coordination with other aspects of the work.
 DATE 3/6/95 BY TST
 MILLER CONSULTING ENGINEERS

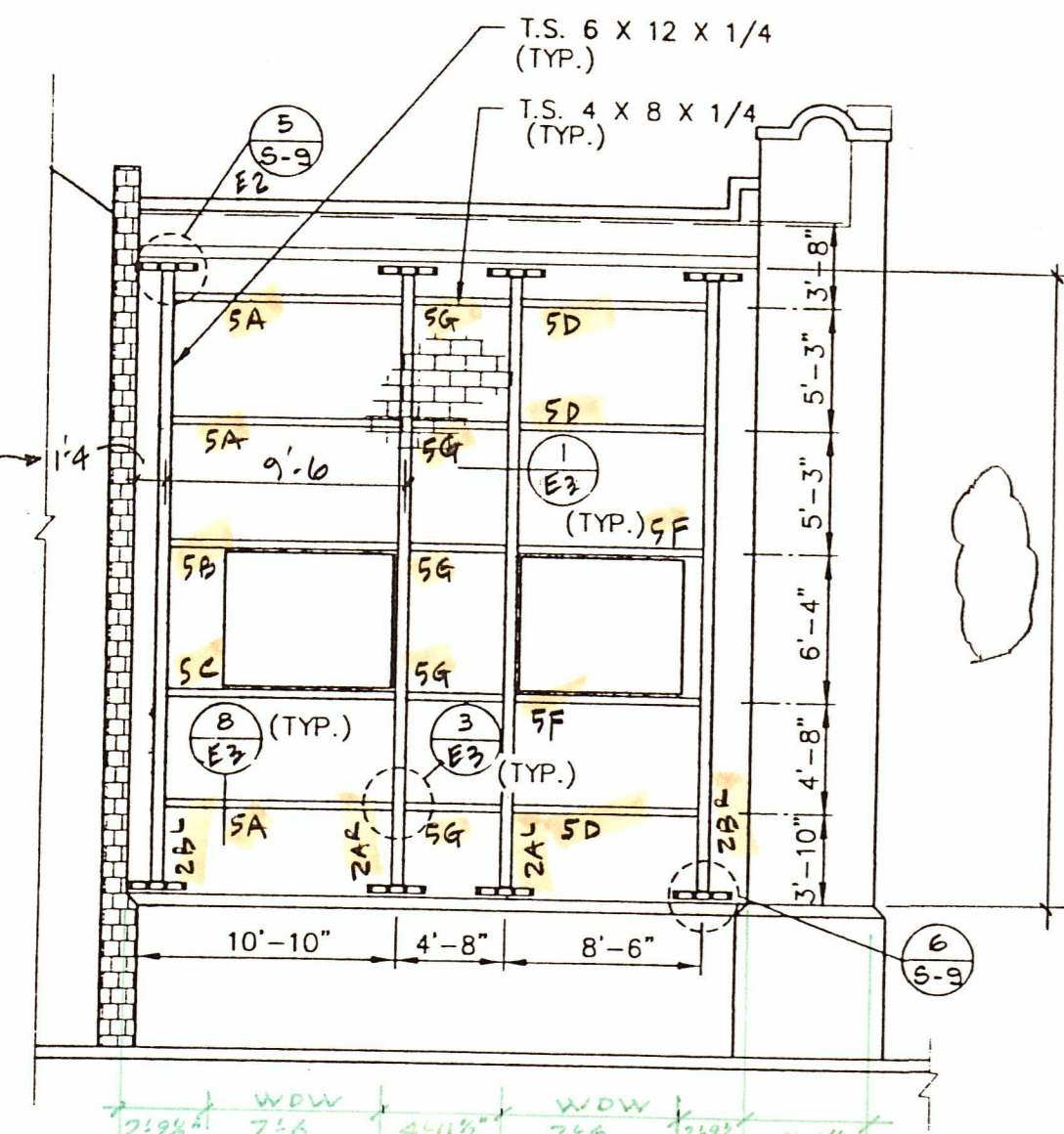
Emerick Construction Submittal # 0500-2
 This drawing or submittal has been reviewed for compliance with plans and specifications and coordination with the work of others. I approved does not relieve supplier or subcontractor of responsibility for errors, omissions, or non-compliance with the contract documents.
 Approved Approved as noted
 Advise and resubmit
 By: [Signature] Date: 2-20-95

SECOND FLOOR PLAN
 1/8" = 1'-0"

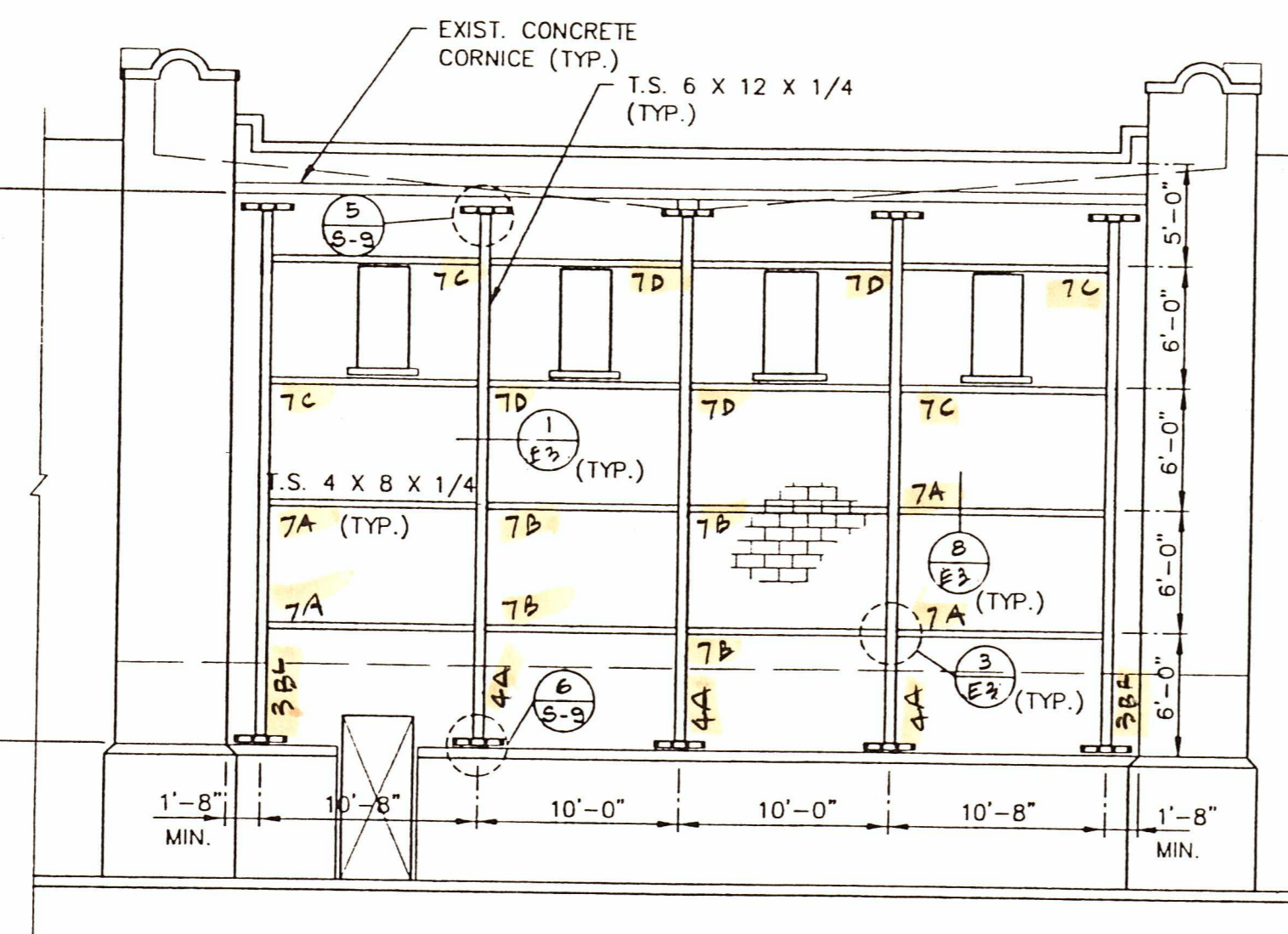
FIELD BOLTS		REVISIONS	
PAINT		NO	DATE
MATERIAL	A36 U/NOTED	NO	DATE
HOLES		NO	DATE
ELECTRODES	E70XX	NO	DATE
TOTAL WEIGHT		NO	DATE
DWG. REF.	5-3	NO	DATE

FABRICATION PRODUCTS
 Phone (360) 696-1324 6131 NE. 63 rd. Street
 Vancouver, WA 98661

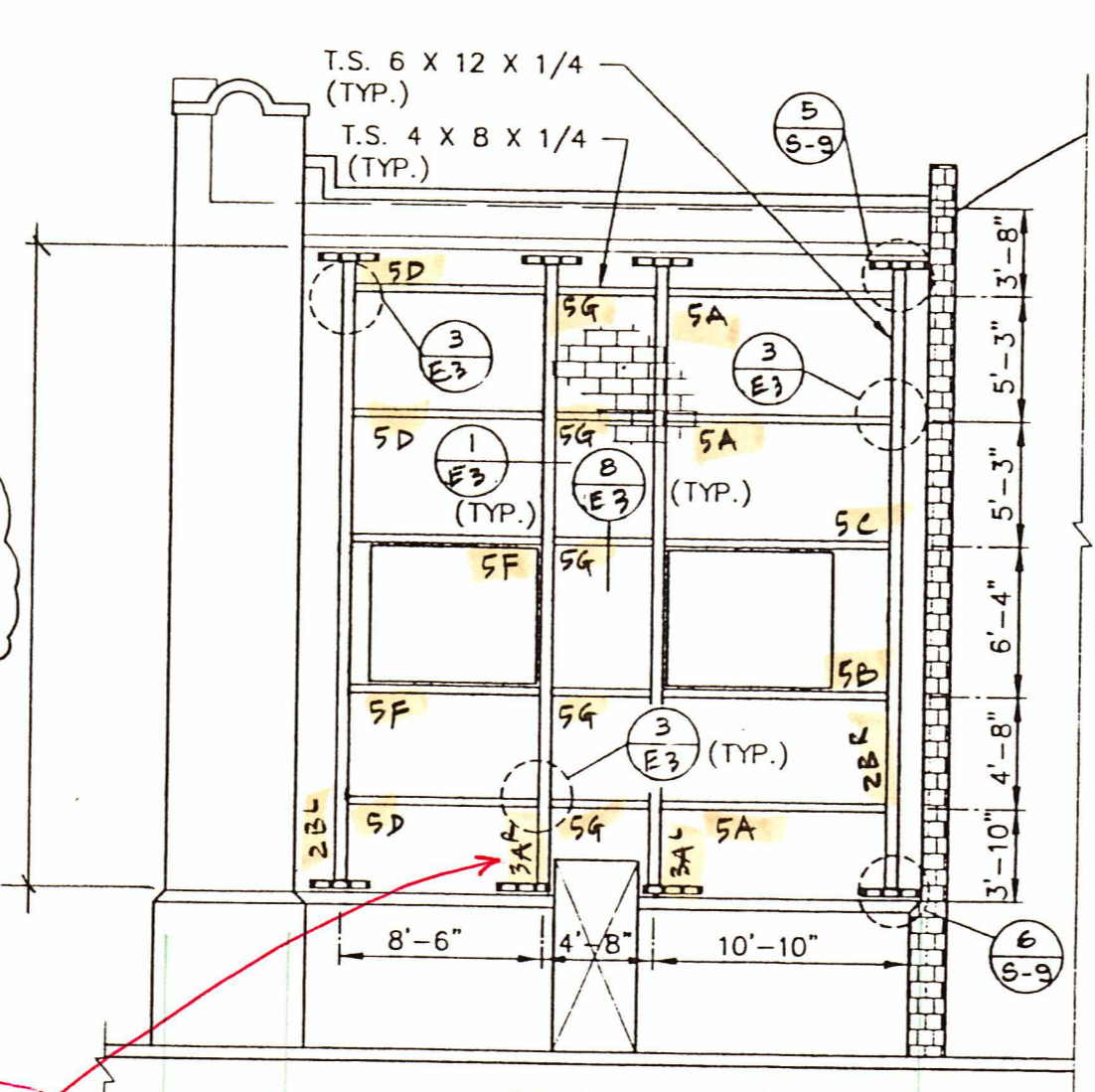
DRAFTER	J	CUSTOMER	CITY OF McMinnville	CONTRACT NO.	
DATE	1-95	CHECKED	STRUCTURE McMinnville Comm. Center	DWG. NO.	E1



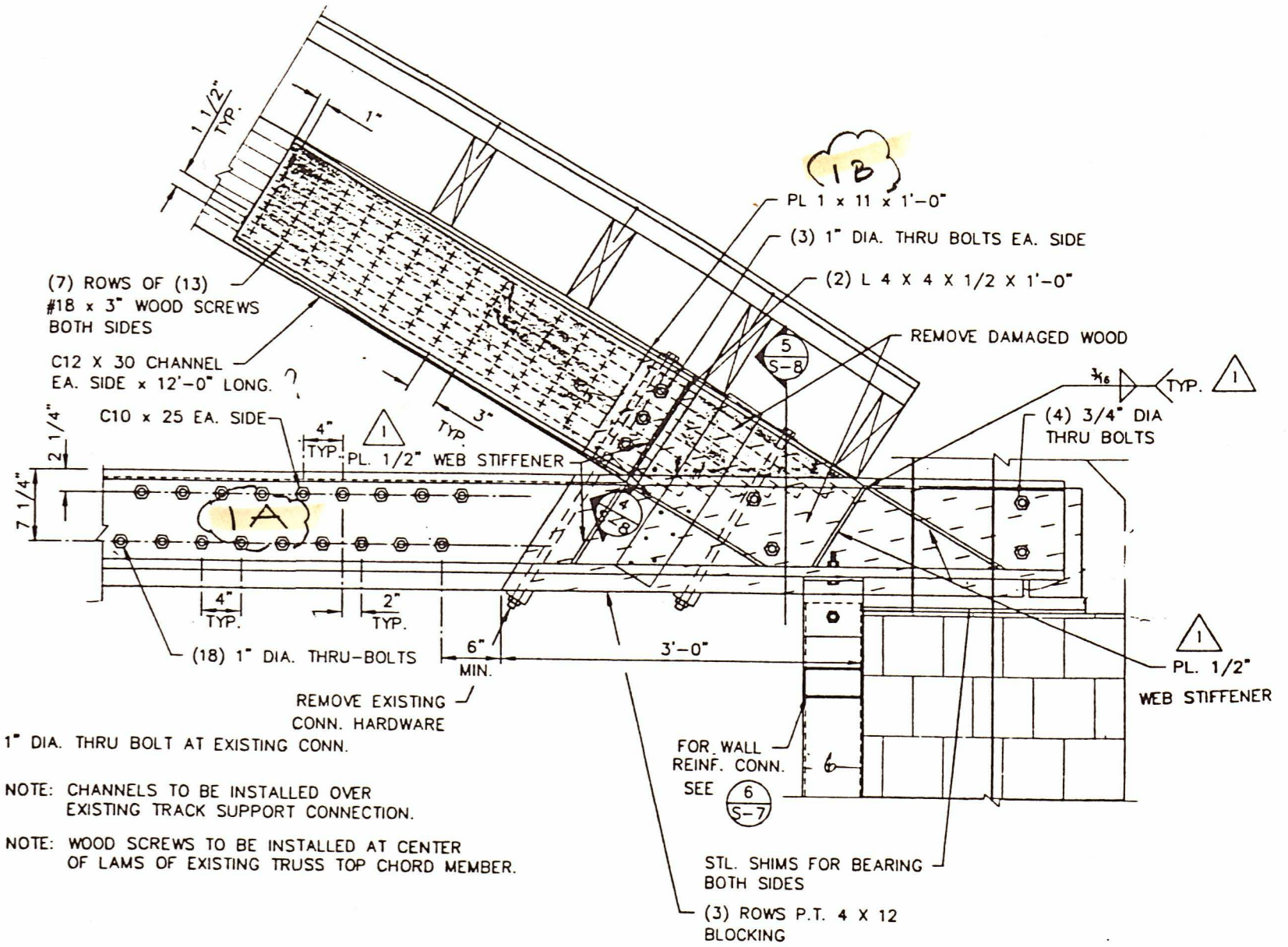
1 PARTIAL SOUTH ELEVATION
S-9
1/8" = 1'-0"



2 PARTIAL EAST ELEVATION
S-9
1/8" = 1'-0"

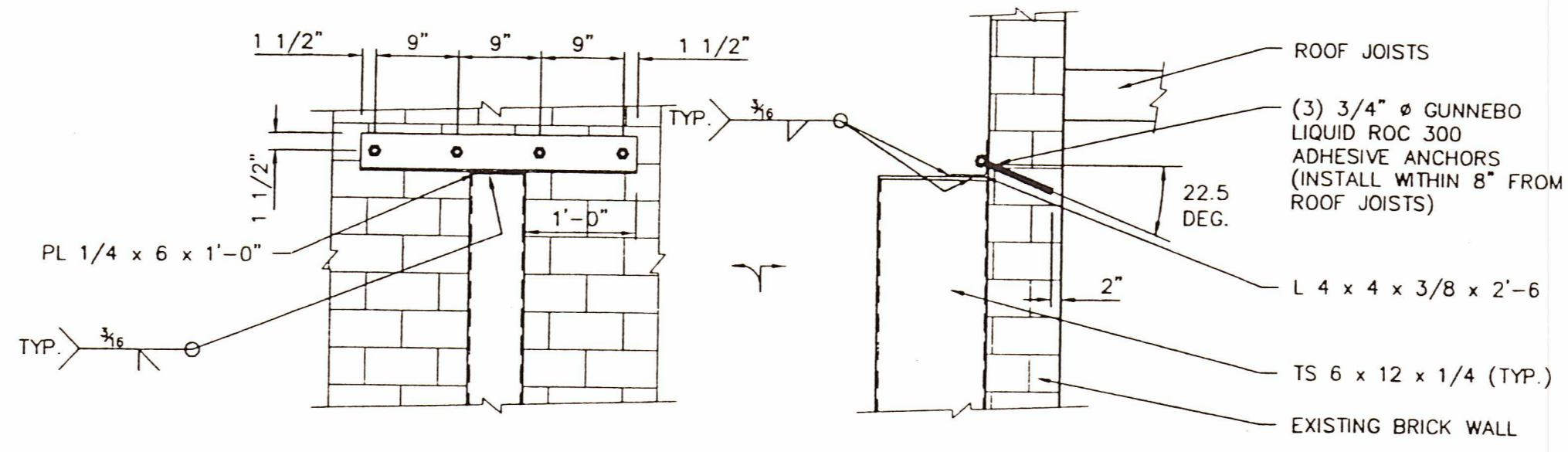


3 PARTIAL NORTH ELEVATION
S-9
1/8" = 1'-0"

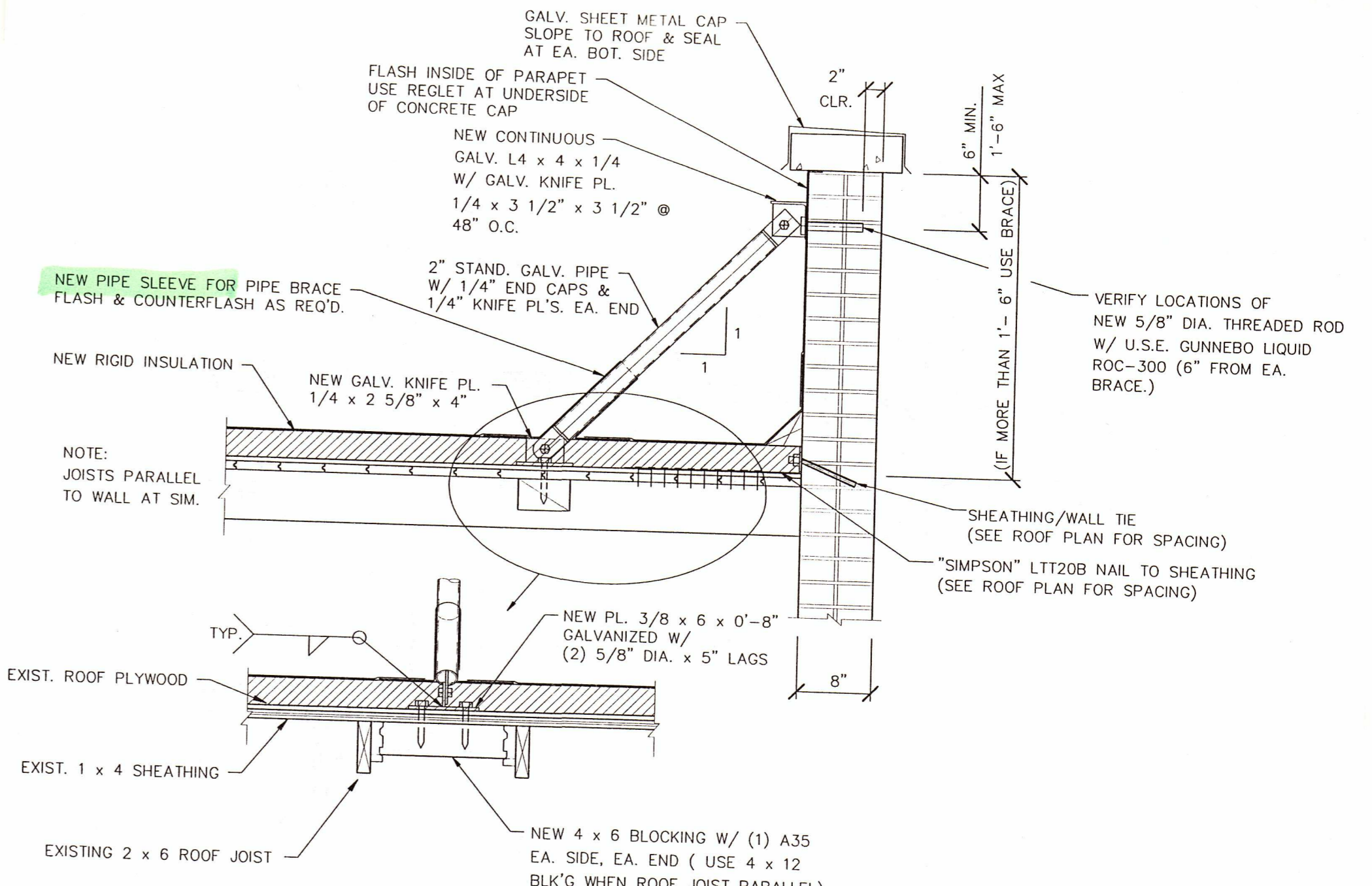


7 TRUSS END CONNECTION
REF. 3/58
1" = 1'-0"

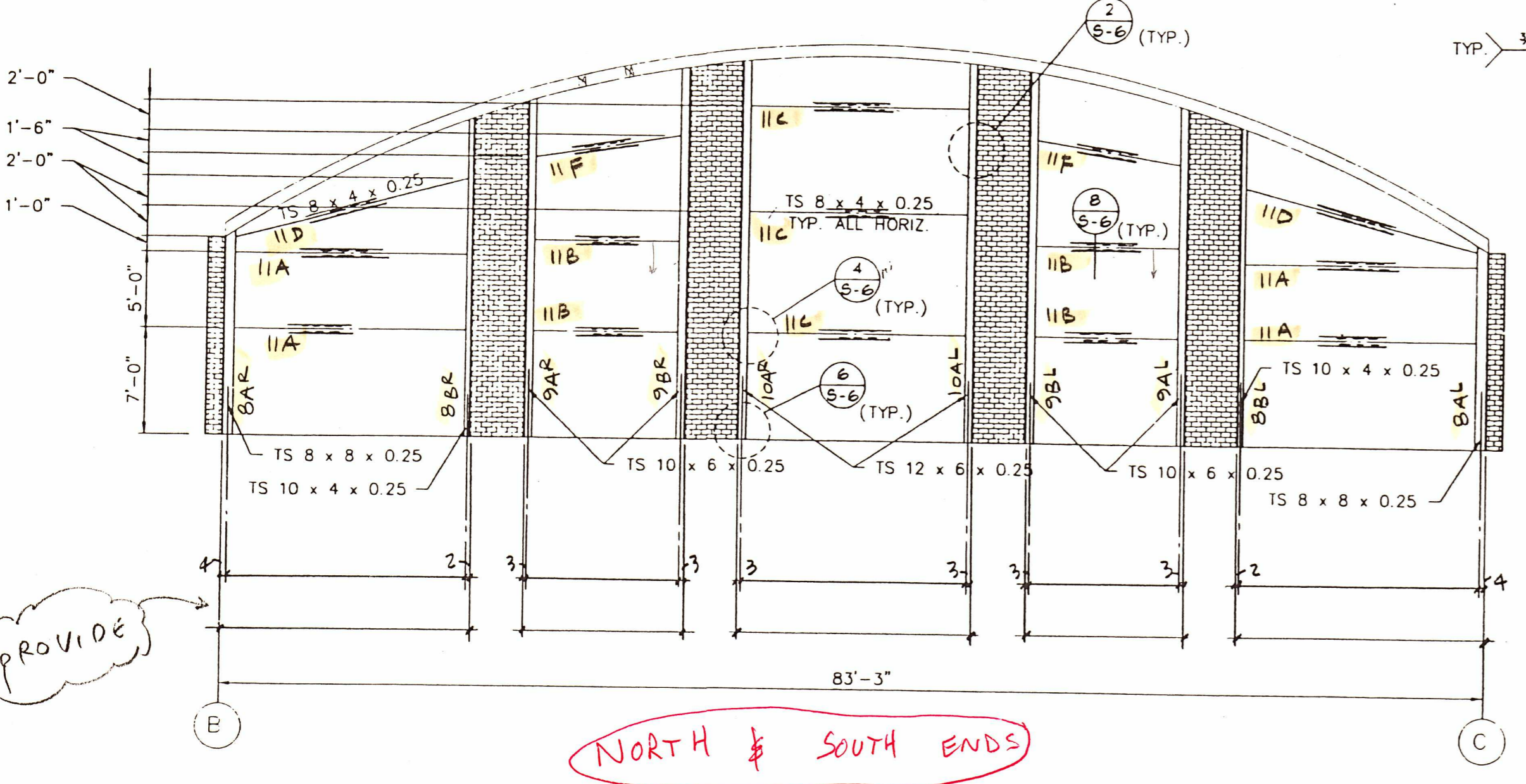
NOTES -
1. ALL DIMENSIONS TO BE FIELD VERIFIED.
2. EXTERIOR METAL TO BE HOT DIP GALV.



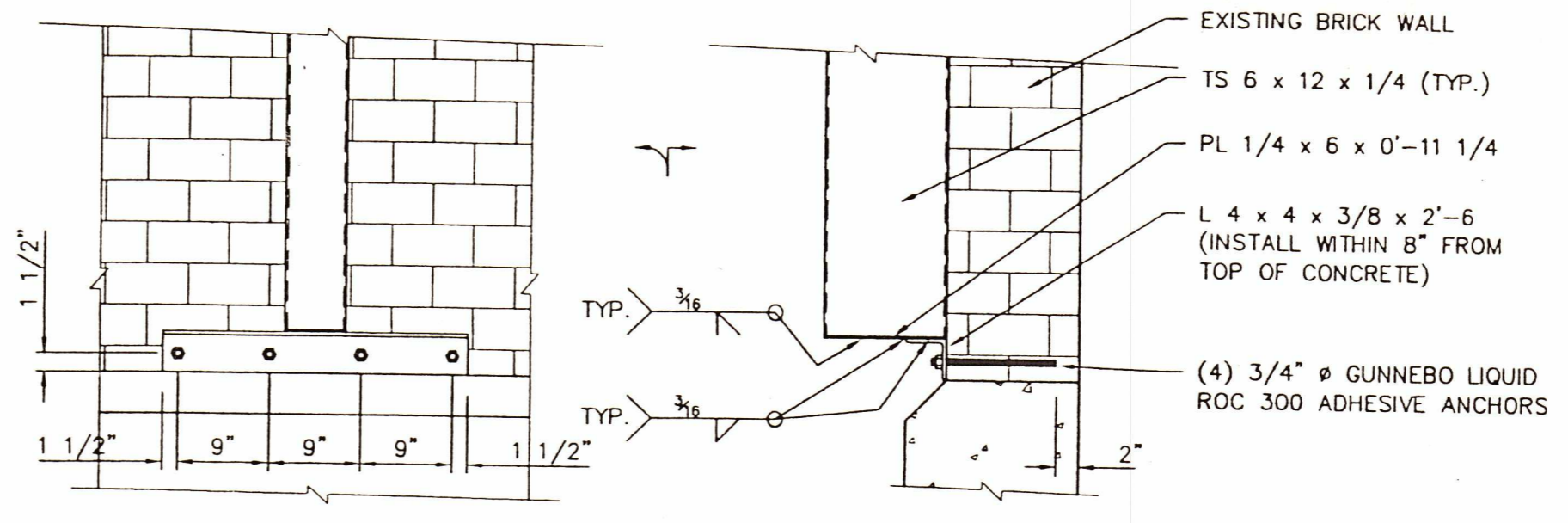
5 TOP WALL REINF. CONNECTION
S-9 E2
3/4" = 1'-0"



1 PARAPET BRACE DETAIL
S-5
NOTE: MIN. (2) BRACES PER PARAPET CONT. ANGLE
1" = 1'-0"



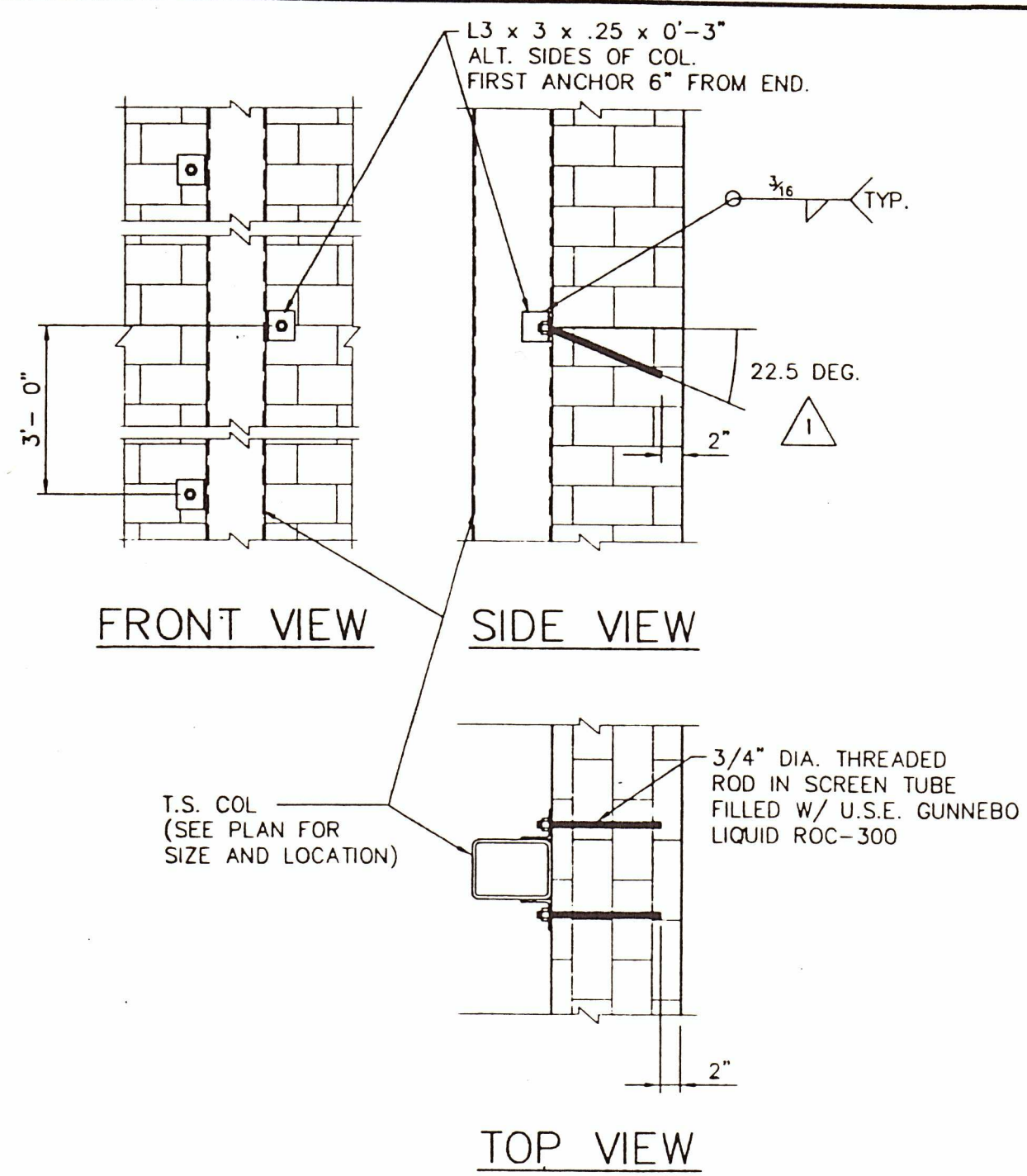
4 WALL REINF. ELEV. (GABLE END OF BOWSTRING TRUSSES)
S-9
1/8" = 1'-0"



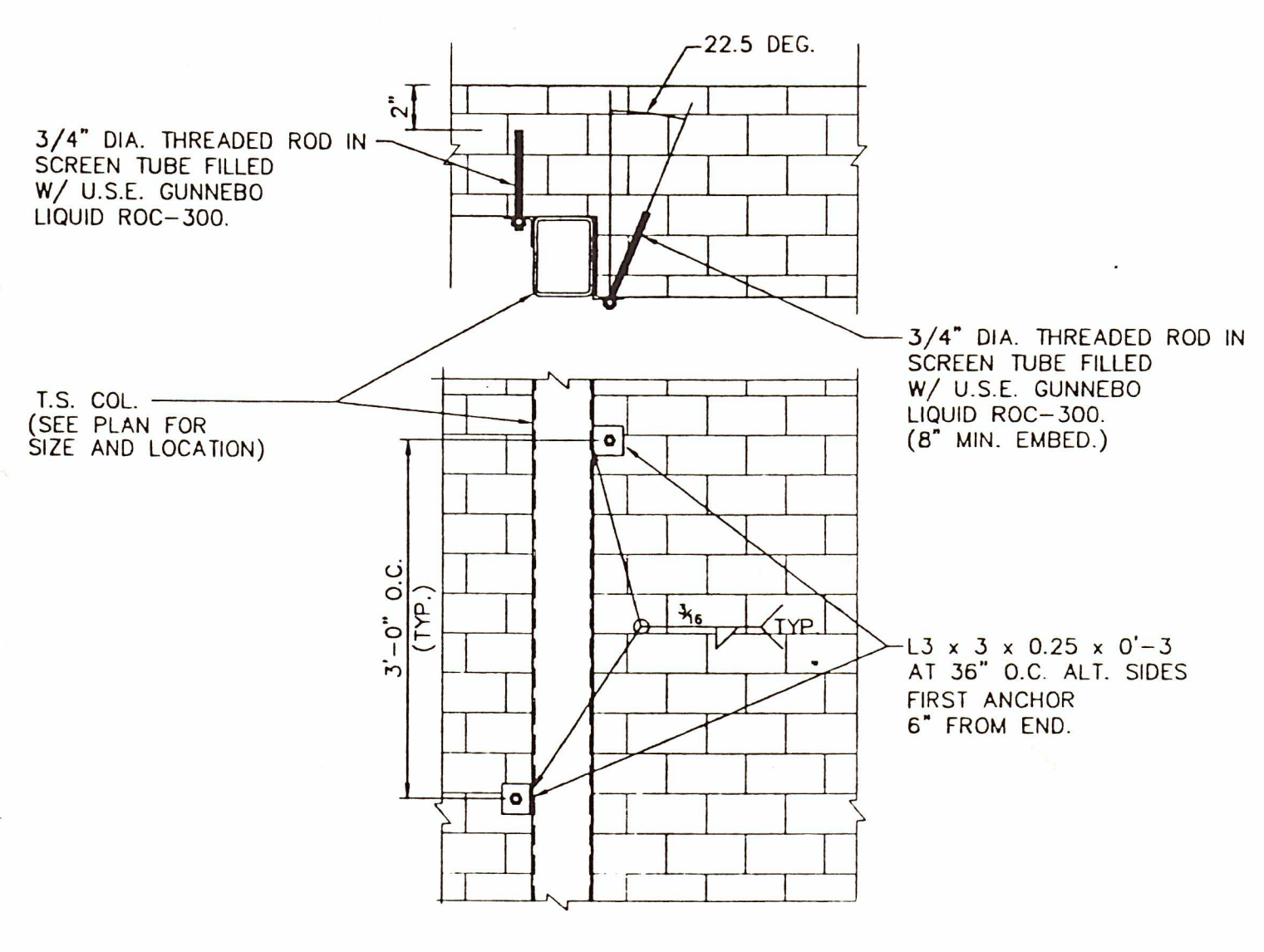
6 BOTTOM WALL REINF. CONNECTION
S-9 E2
3/4" = 1'-0"

FIELD BOLTS					
PAIN					
MATERIAL	A36 U/NOTED				
HOLES					
ELECTRODES	E70XX				
TOTAL WEIGHT		NO DATE	DESCRIPTION	NO DATE	DESCRIPTION
DWG. REF.	S-9	REVISIONS			

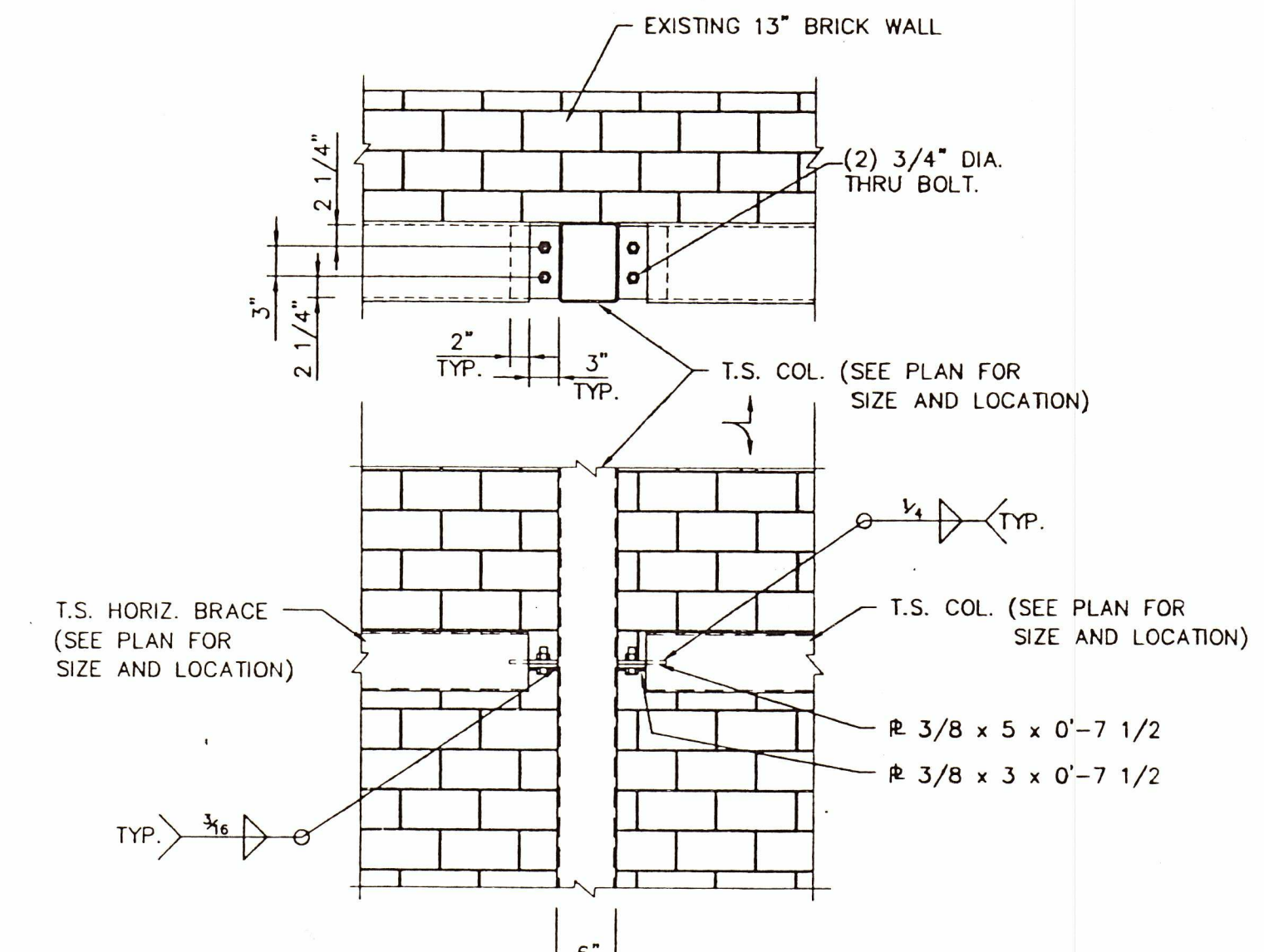
FABRICATION PRODUCTS					
6131 NE. 63 rd. Street Vancouver, WA 98661					
DRAFTER	J	CUSTOMER CITY OF McMinnville			CONTRACT NO
DATE	1-95				
CHECKED	SPS	STRUCTURE McMinnville COMM. CENTER			DWG NO
DATE					E2



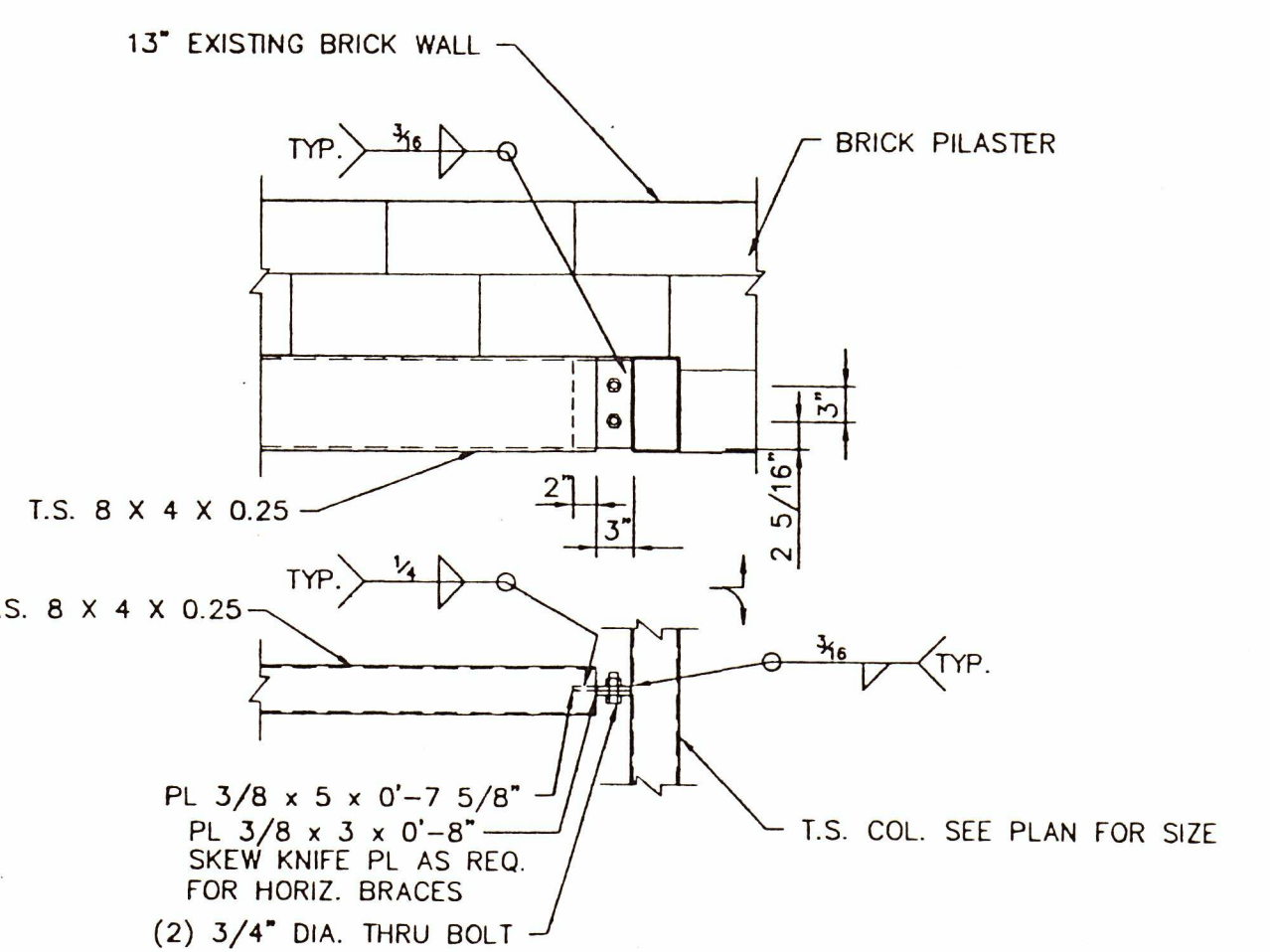
1 STEEL COL. TO BRICK WALL
S-6 3/4" = 1'-0"



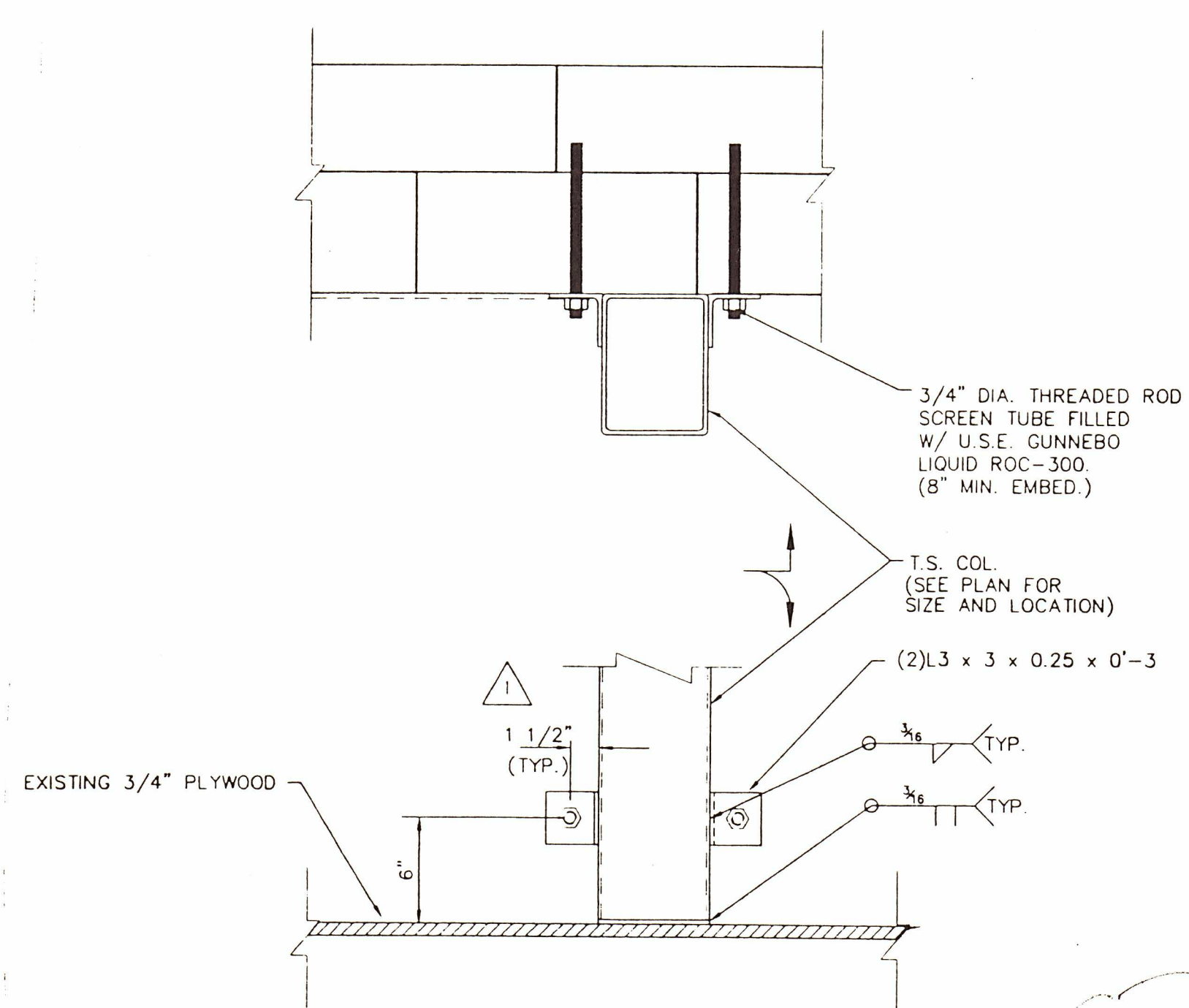
2 STEEL COL. @ BRICK PILASTER
S-6 3/4" = 1'-0"



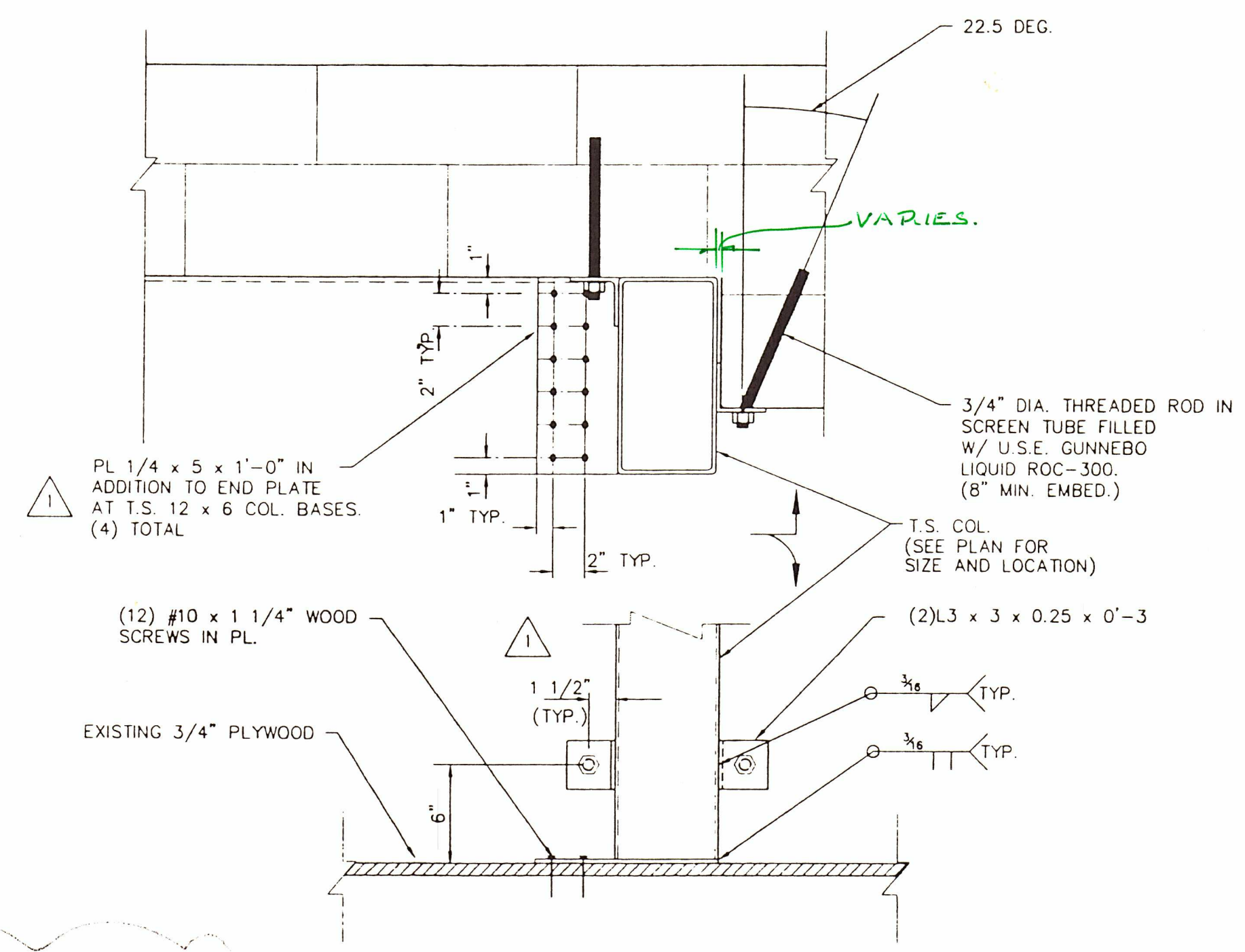
3 HORIZ. BRACE @ BRICK WALL CONN.
S-6 3/4" = 1'-0"



4 HORIZ. STL. BRACE CONN. @ BRICK PILASTER
S-6 3/4" = 1'-0"

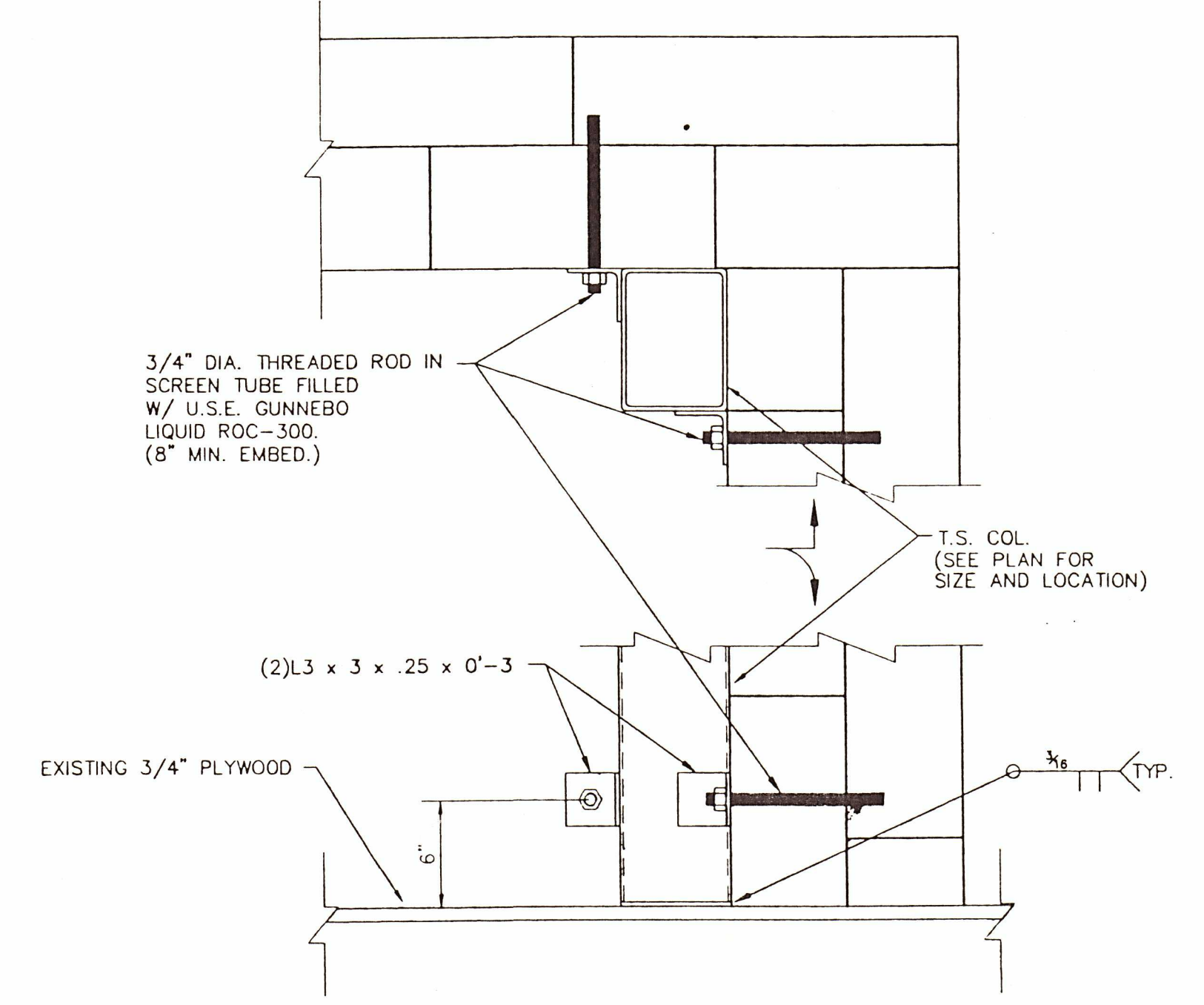


5 STL. COL. BASE AT BRICK WALL
S-6 1 1/2" = 1'-0"

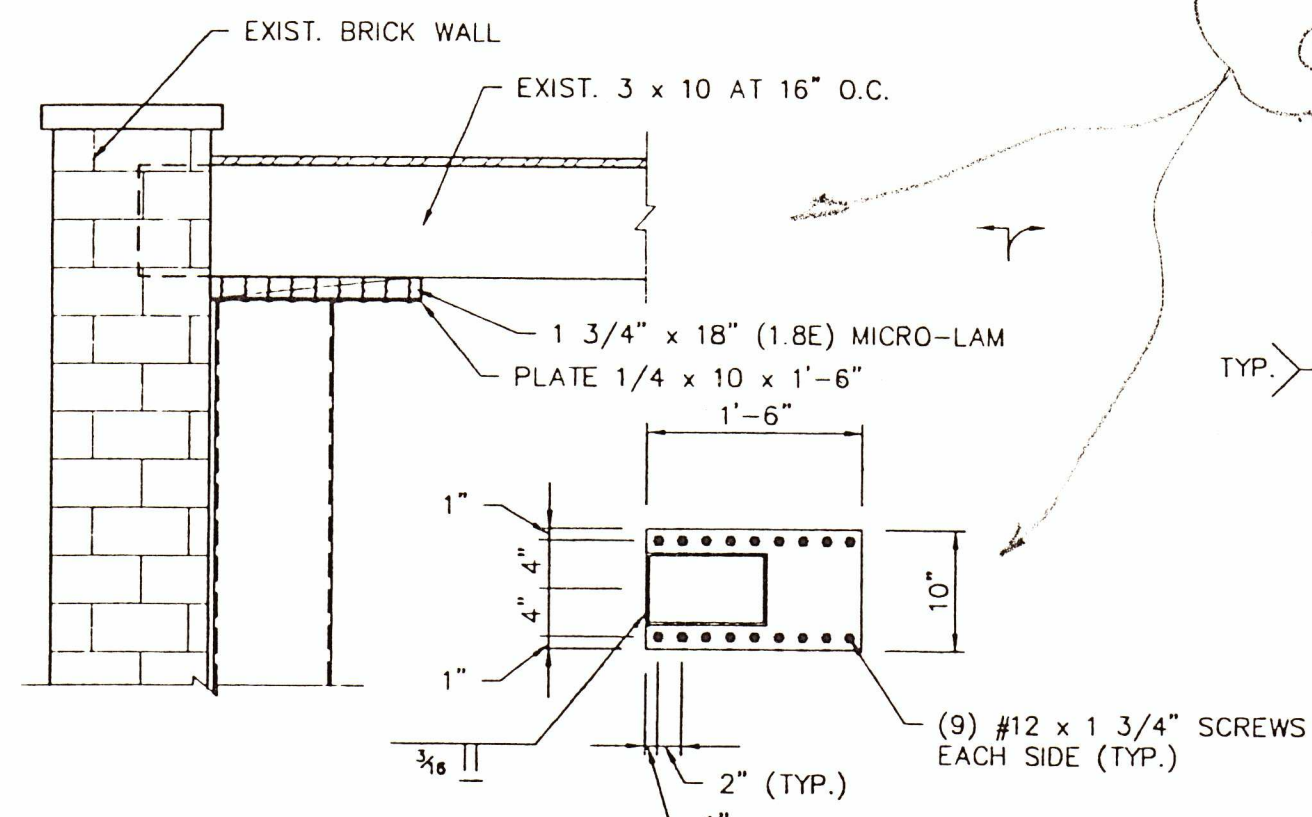


6 STL. CONN. AT PILASTER
S-6 1 1/2" = 1'-0"

NOTES:
1. ALL 3 x 3 ANGLES NEED TO BE TIGHT AGAINST THE EXISTING BRICK. PROVIDE 2 1/2" DIA. WASHERS AS REQ'D. BETWEEN ANGLES AND BRICK WALL.
2. OVERSIZE HOLES ARE ALLOWED. MAXIMUM FOR 3/4" DIA. BOLT IS 1 1/8" DIAMETER. PROVIDE ADDITIONAL 2 1/2" WASHER ON NUT SIDE OF ANGLE.
3. T.S. COLUMNS AND HORIZ. BRACES MAY BE UP TO 3/4" AWAY FROM THE EXISTING BRICK WALL, PROVIDED THE ANGLES ARE ATTACHED AS INDICATED ABOVE.

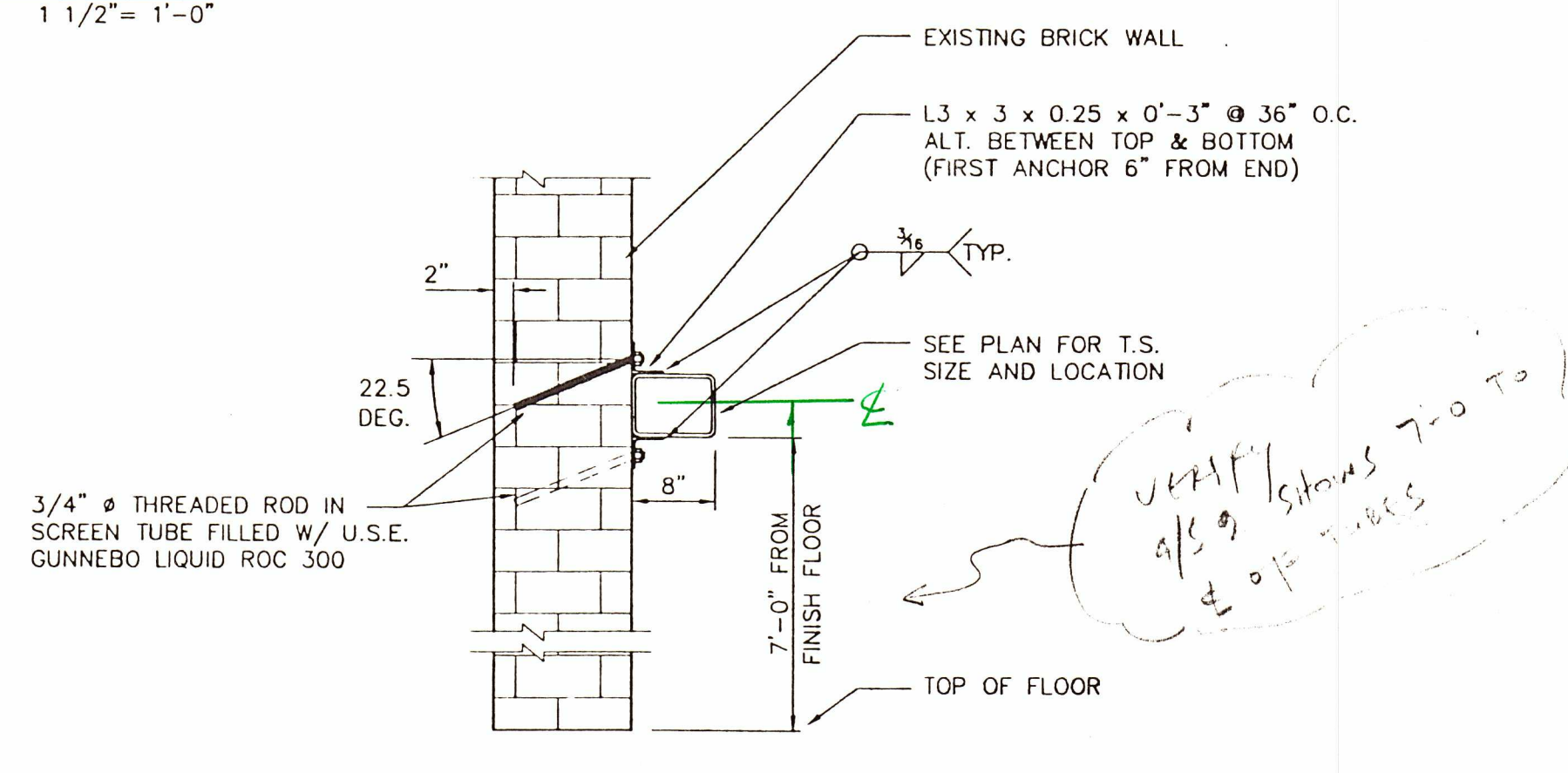


9 STL. COL. BASE AT CORNER
S-6 1 1/2" = 1'-0"



7 UPPER COL. CONN @ GABLE END
S-6 3/4" = 1'-0"

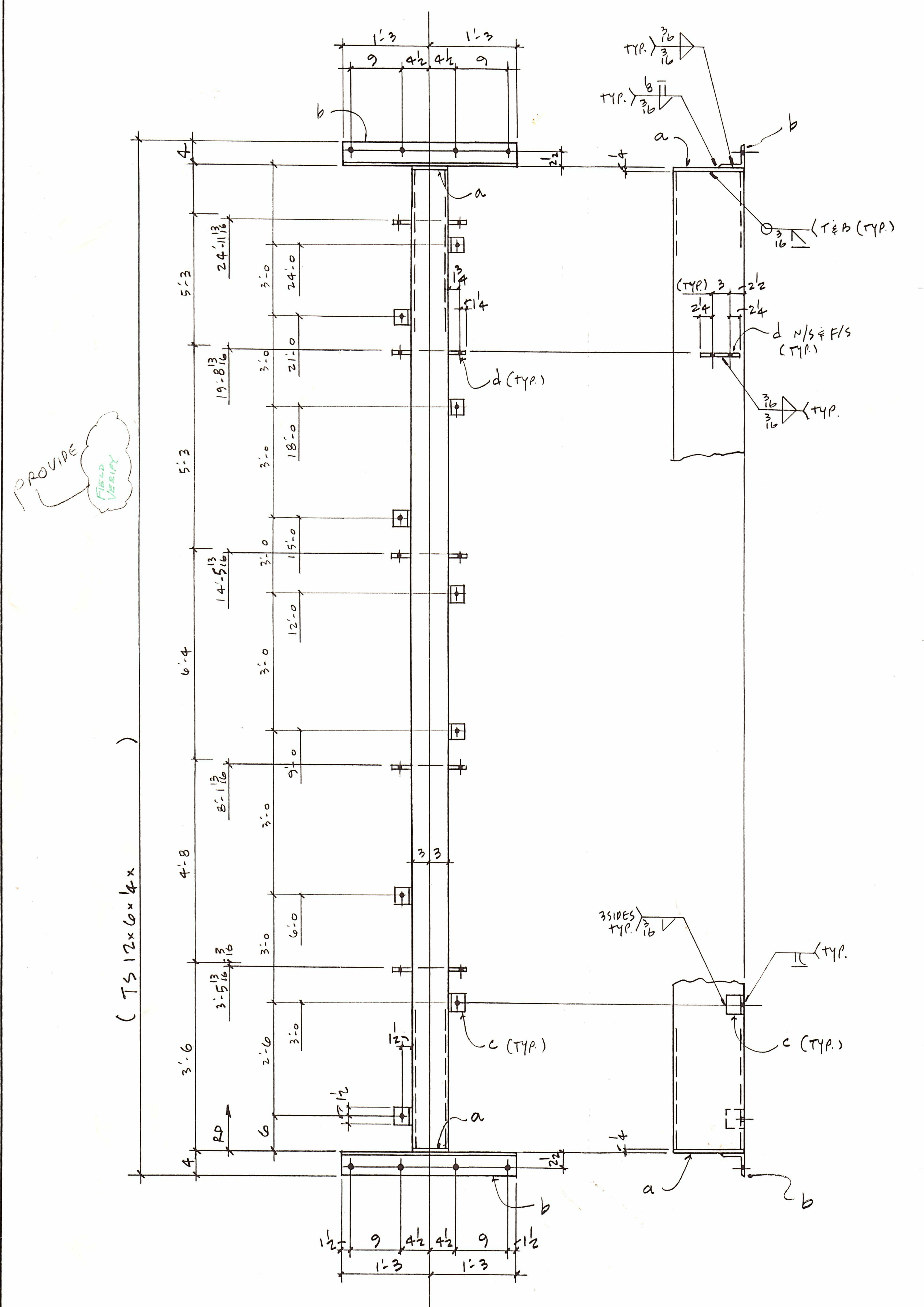
APPROVER PLEASE VERIFY:
1 2 ROWS OF BOLTS AS SHOWN WILL INTERFERE W/ CORNERS OF BRICK WALL OR PILASTER!
2 SHOULD CAP BE SKEWED PER BOWSTRING TRUSSES, & WHAT BEVEL?
YES - FIELD VERIFY SLOPES.



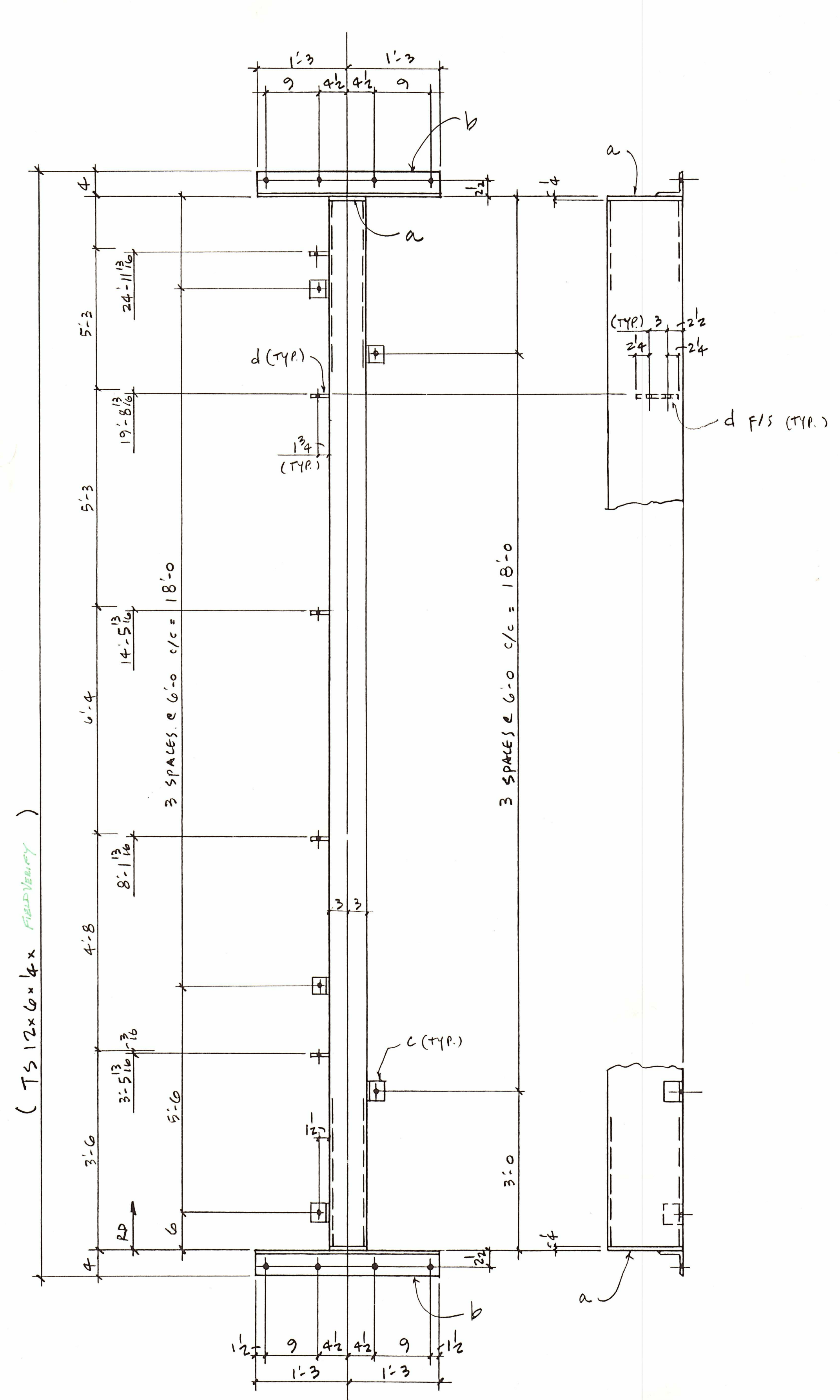
8 STEEL HORIZ. BRACE SECTION
S-6 3/4" = 1'-0"

VERIFY SLOPES TO TOP OF TUBES

FIELD BOLTS		REVISIONS	
PAINT			
MATERIAL	A36 U/NOTED		
HOLES			
ELECTRODES	E70XX		
TOTAL WEIGHT		NO	DATE
DWG. REF.	46	NO	DATE
FABRICATION PRODUCTS			
Phone (360) 696-1324		6131 NE. 63 rd. Street Vancouver, WA 98661	
DRAWER	1	CUSTOMER	CITY OF McMinnville
DATE	1/95	CONTRACT NO	
CHECKED		STRUCTURE	McMinnville Comm Center
DATE		DWG NO	E3



2 A^R ~ COLUMN ~ ONE REQ'D. (AS SHOWN)
 2 A^L ~ COLUMN ~ ONE REQ'D. (OPP. HAND)



2 B^R ~ COLUMN ~ 2 REQ'D. (AS SHOWN)
 2 B^L ~ COLUMN ~ 2 REQ'D. (OPP. HAND)

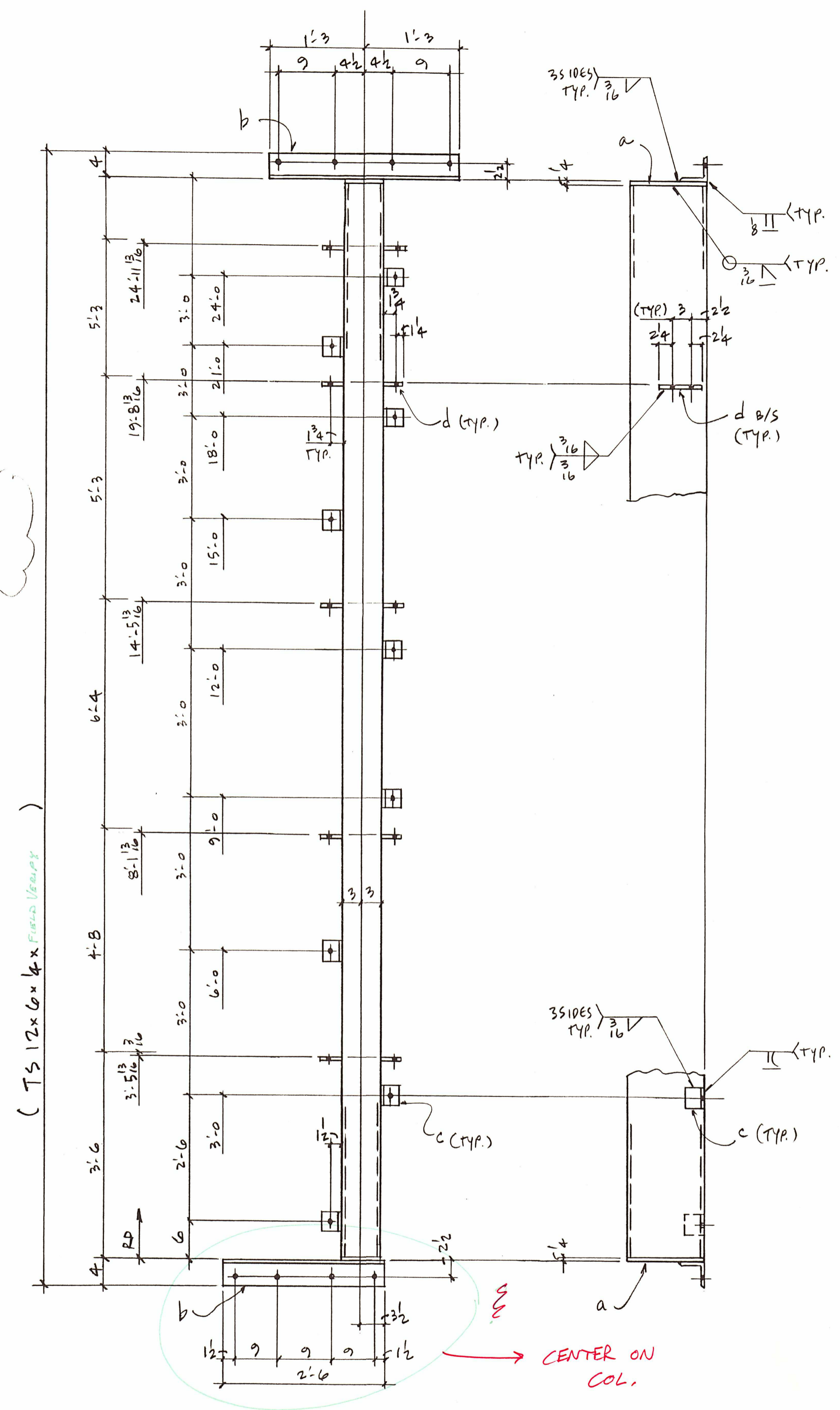
BILL OF MATERIAL

NO. TO SHIP	SHIP MARK	TOTAL NO. PCS.	PC. MARK	SIZE	LENGTH		REMARKS	WEIGHT
					FT	IN		
ONE	2A ^R			TS 12x6x4			4500 GR. B	
ONE	2A ^L			TS 12x6x4			4500 GR. B	
	4	a		L 4x4x3/8	1	0		
	4	b		L 4x4x3/8	2	0		
	18	c		L 3x3x1/4	-	3		
	20	d		R 3/8x3	-	7 1/2		
2	2B ^R			TS 12x6x4			4500 GR. B	
2	2B ^L			TS 12x6x4			4500 GR. B	
	8	a						
	8	b						
	36	c						
	20	d						

EXPOSED METAL TO BE HOT DIP GALV.

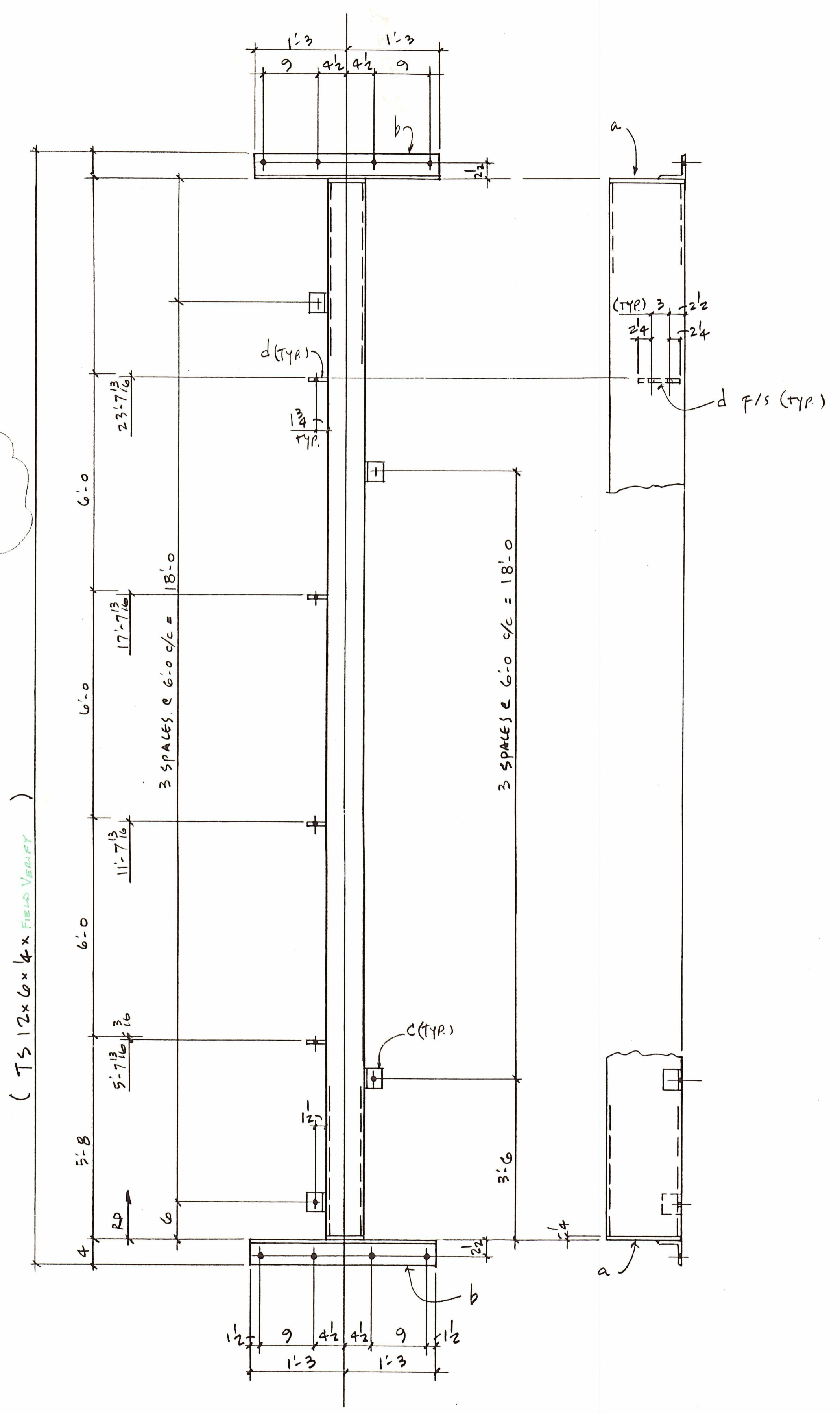
FIELD BOLTS		NO. DATE		DESCRIPTION		NO. DATE		DESCRIPTION	
PAINT		PER SPEC.							
MATERIAL		A36 U/NOTED							
HOLES		1 3/16"							
ELECTRODES		E70XX							
TOTAL WEIGHT		NO. DATE		DESCRIPTION		NO. DATE		DESCRIPTION	
DWG. REF.		E2							
FABRICATION PRODUCTS 6131 NE. 63 rd. Street Vancouver, WA 98661 Phone (360) 696-1324									
DRAWN BY		DATE		CUSTOMER		CITY OF McMinnville		CONTRACT NO.	
CHECKED		DATE		STRUCTURE		McMinnville COMM. CENTER		DWG. NO.	
								2	

provide



3 A^P ~ COLUMN ~ ONE REQ'D. (AS SHOWN)
3 A^L ~ COLUMN ~ ONE REQ'D. (OPP. HAND)

provide



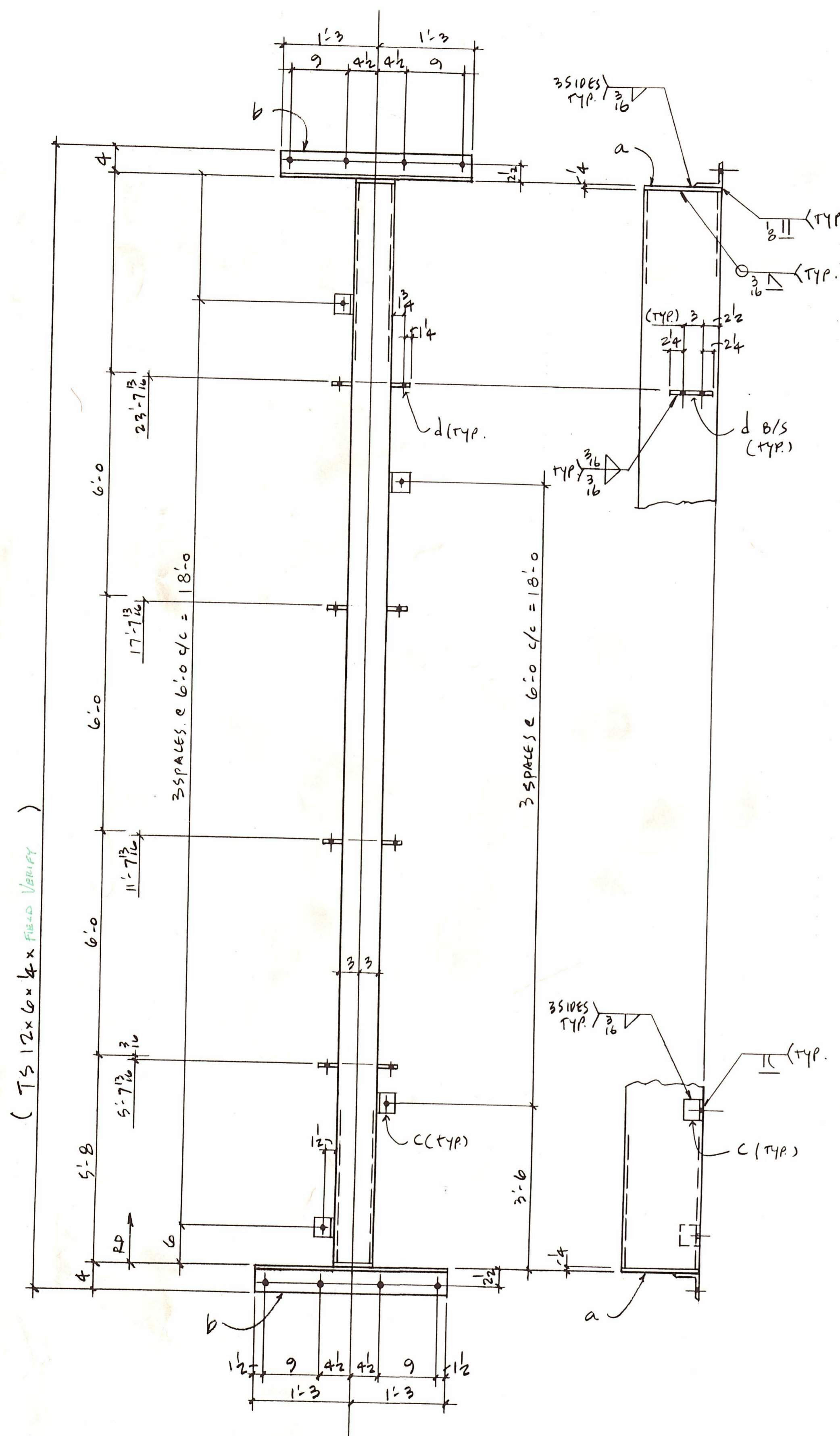
3 B^P ~ COLUMN ~ ONE REQ'D. (AS SHOWN)
3 B^L ~ COLUMN ~ ONE REQ'D. (OPP. HAND)

BILL OF MATERIAL

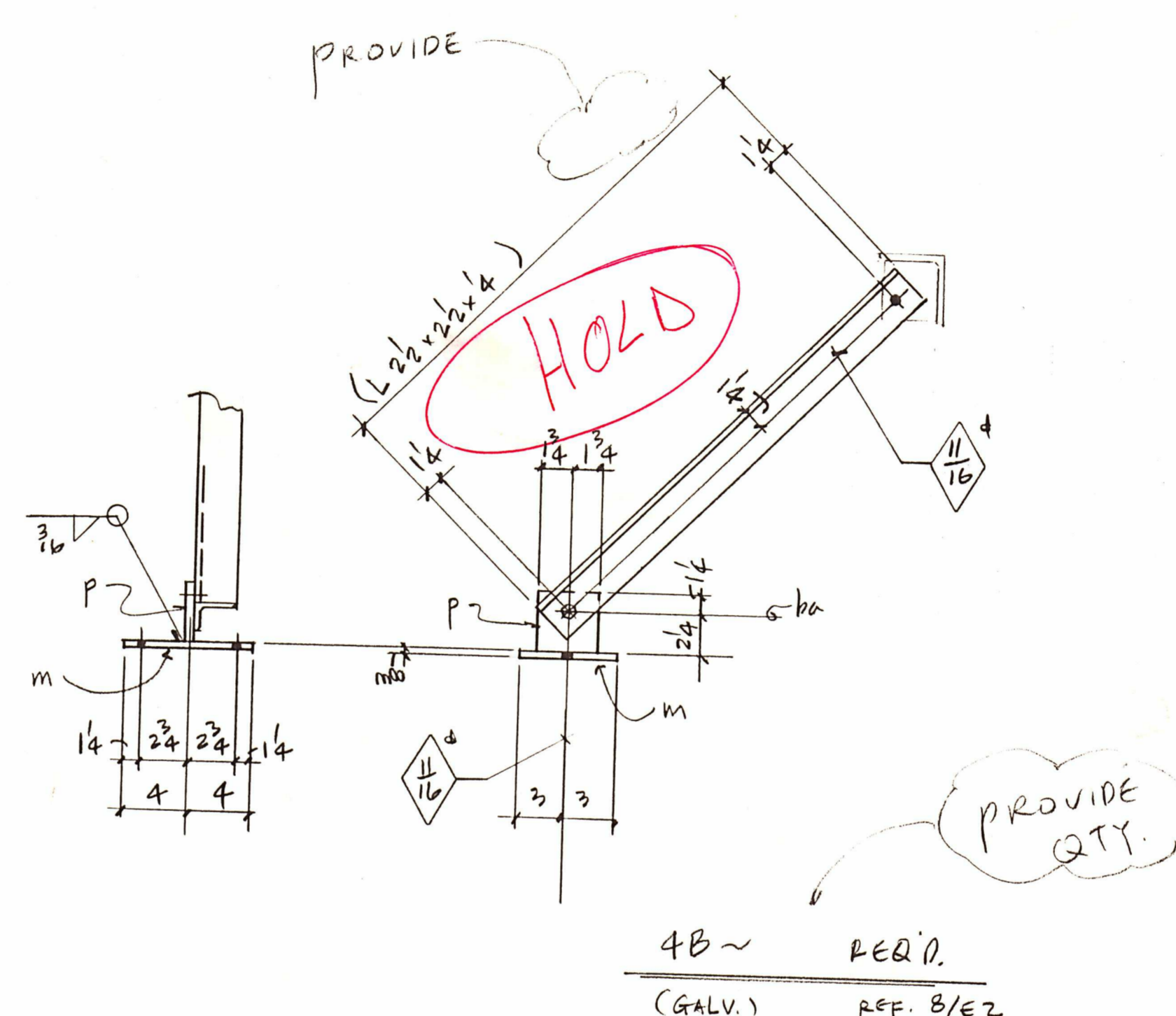
NO. TO SHIP	SHIP MARK	TOTAL NO. PCS.	PC. MARK	SIZE	LENGTH		REMARKS	WEIGHT
					FT	IN		
ONE	3A ^P			TS 12 x 6 x 4			A500 GR. B	
ONE	3A ^L			TS 12 x 6 x 4			"	
		4	a	PL 4 x 6		1	0	
		4	b	L 4 x 4 x 3/8		2	6	
		18	c	L 3 x 3 x 1/4		-	3	
		20	d	PL 3/8 x 3		-	7 1/2	
ONE	3B ^P			TS 12 x 6 x 4			A500 GR. B	
ONE	3B ^L			TS 12 x 6 x 4			"	
		4	a					
		4	b					
		16	c					
		8	d					

EXTERIOR METAL TO BE HOT DIP GALV.

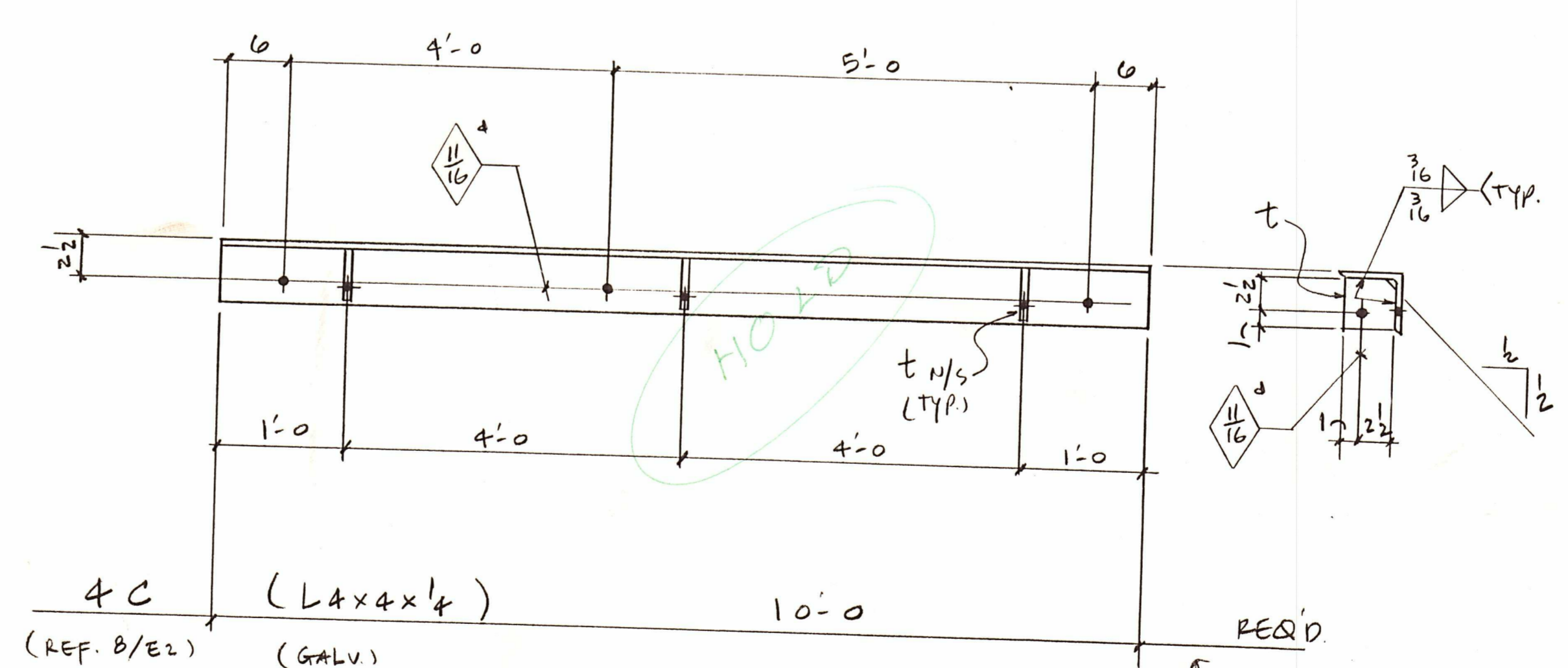
FIELD BOLTS		REVISIONS	
PAINT PER SPEC.			
MATERIAL A36 U/NOTED			
HOLES 1/8"			
ELECTRODES E70XX			
TOTAL WEIGHT		NO. DATE	DESCRIPTION
DWG. REF. E2			
FABRICATION PRODUCTS			
Phone (360) 696-1324		6131 NE. 63 rd. Street Vancouver, WA 98661	
DRAFTER	CITY OF McMINNVILLE	CONTRACT NO.	
DATE 1-95			
CHECKED SDS	STRUCTURE McMINNVILLE COMM. CENTER	DWG NO. 3	
DATE			



4A ~ COLUMN ~ 3 REQ'D.
(E2)



4B ~ REQ'D.
(GALV.) REF. B/E2



4C (L 4x4x1/4) 10'-0" REQ'D.
(REF. B/E2) (GALV.)

PROVIDE QTY.

BILL OF MATERIAL

NO. TO SHIP	SHIP MARK	TOTAL NO. PCS.	PC. MARK	SIZE	LENGTH FT IN	REMARKS	WEIGHT
3	4A			TS 12x6x4		A500 GR. B	
6	a			PL 1/4x6	1 0		
6	b			L 4x4x3/8	2 0		
24	c			L 3x3x1/4	- 3		
24	d			PL 3/8x3	- 7 1/2		
4B				L 2 1/2x2 1/2x1/4			
	m			PL 3/8x6	- 8		
	p			PL 1/4x3 1/2	- 3 1/2		
	ba			5B A325	- 12	w/n, H/w	
4C				L 4x4x1/4	10 0		
	t			PL 1/2x3 1/2	- 3 1/2		

EXTERIOR METAL TO BE HOT DIP GALV.

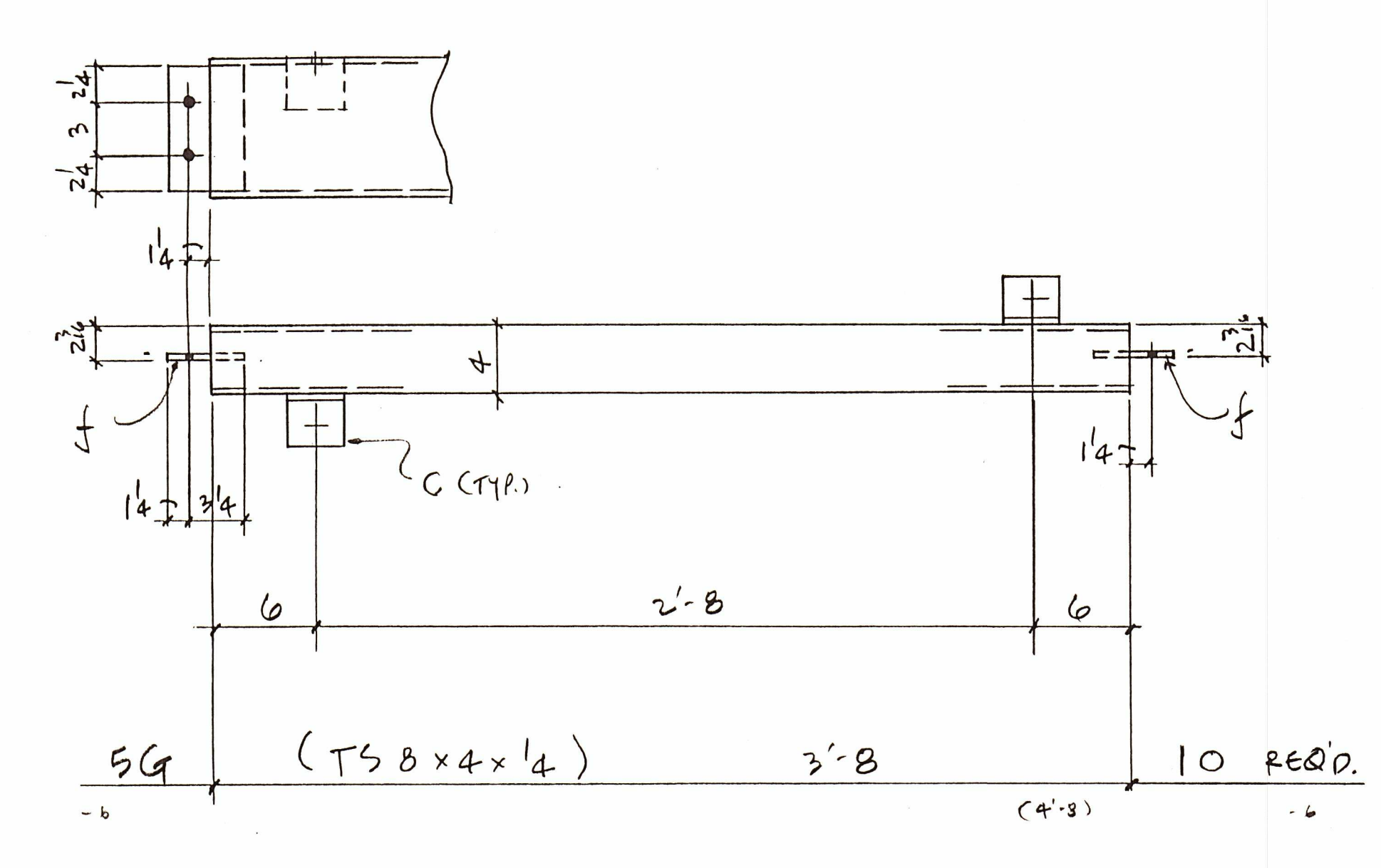
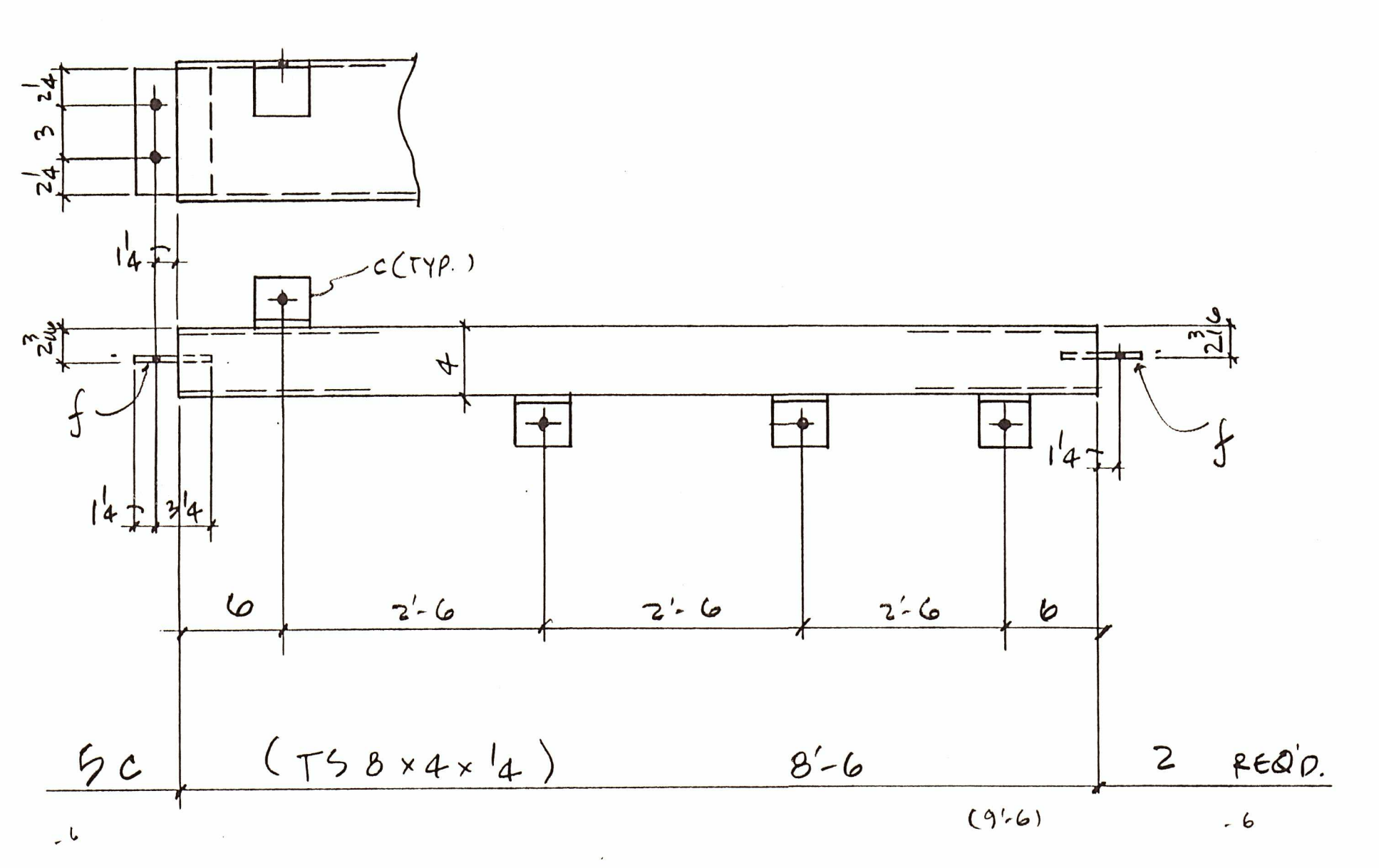
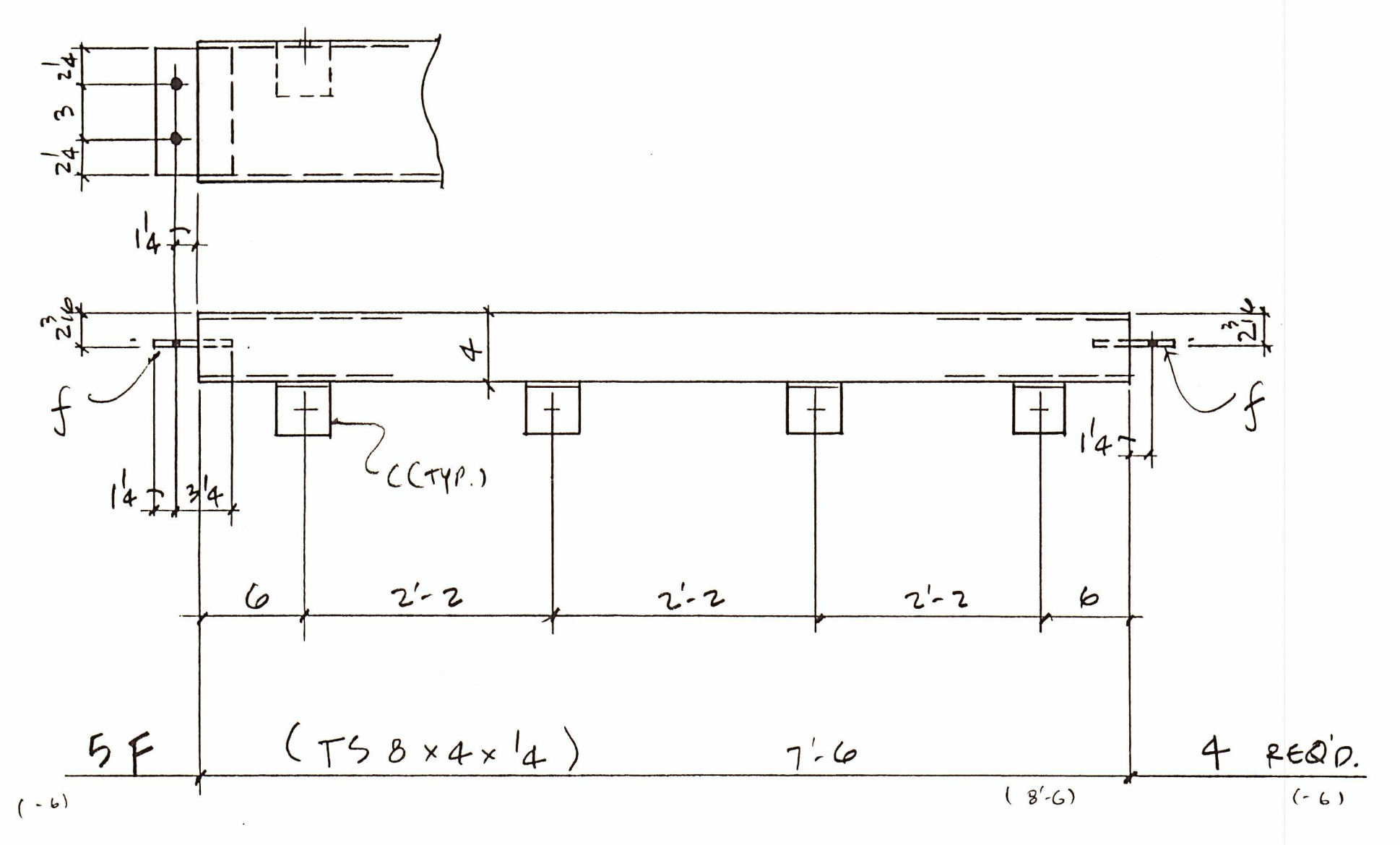
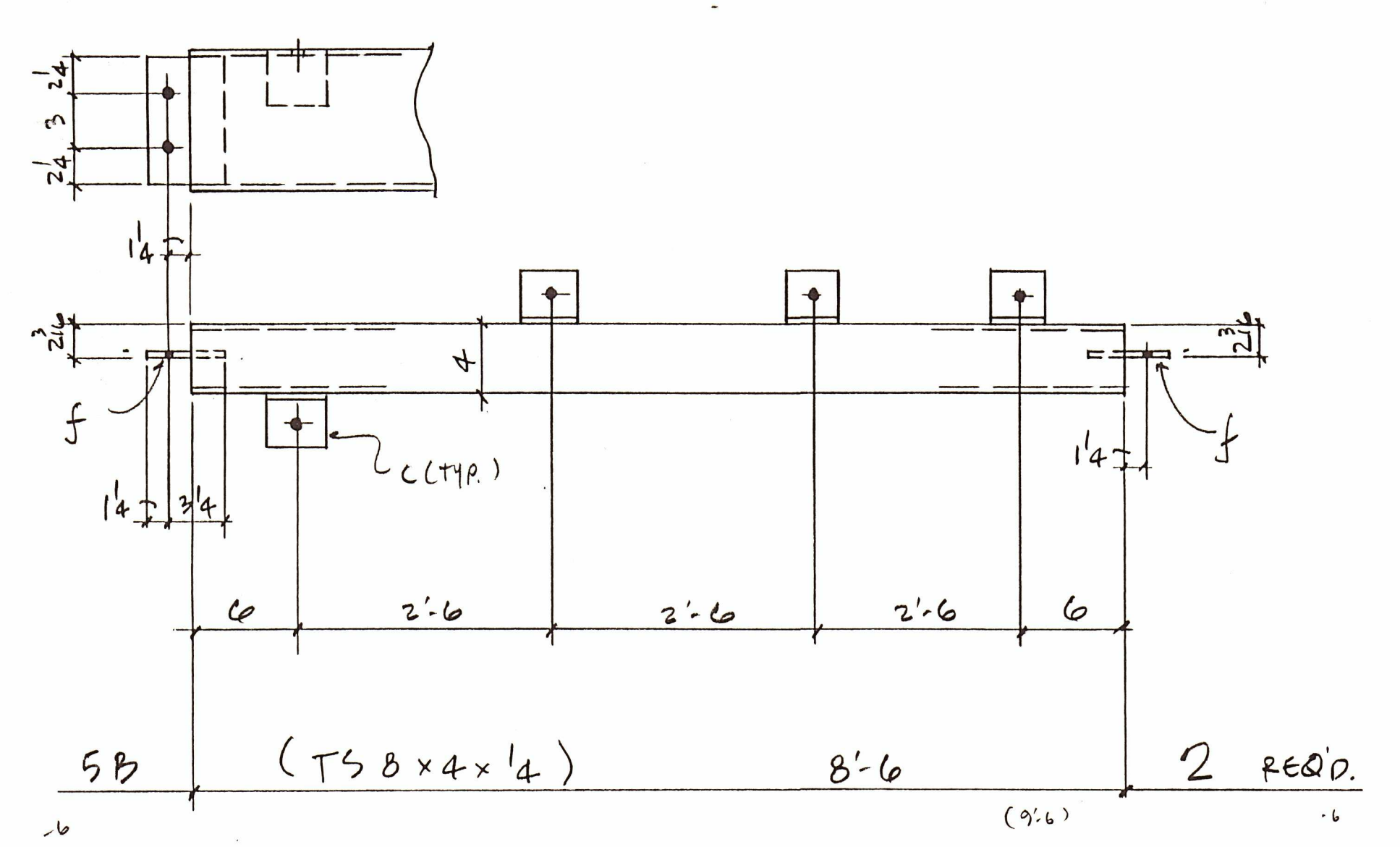
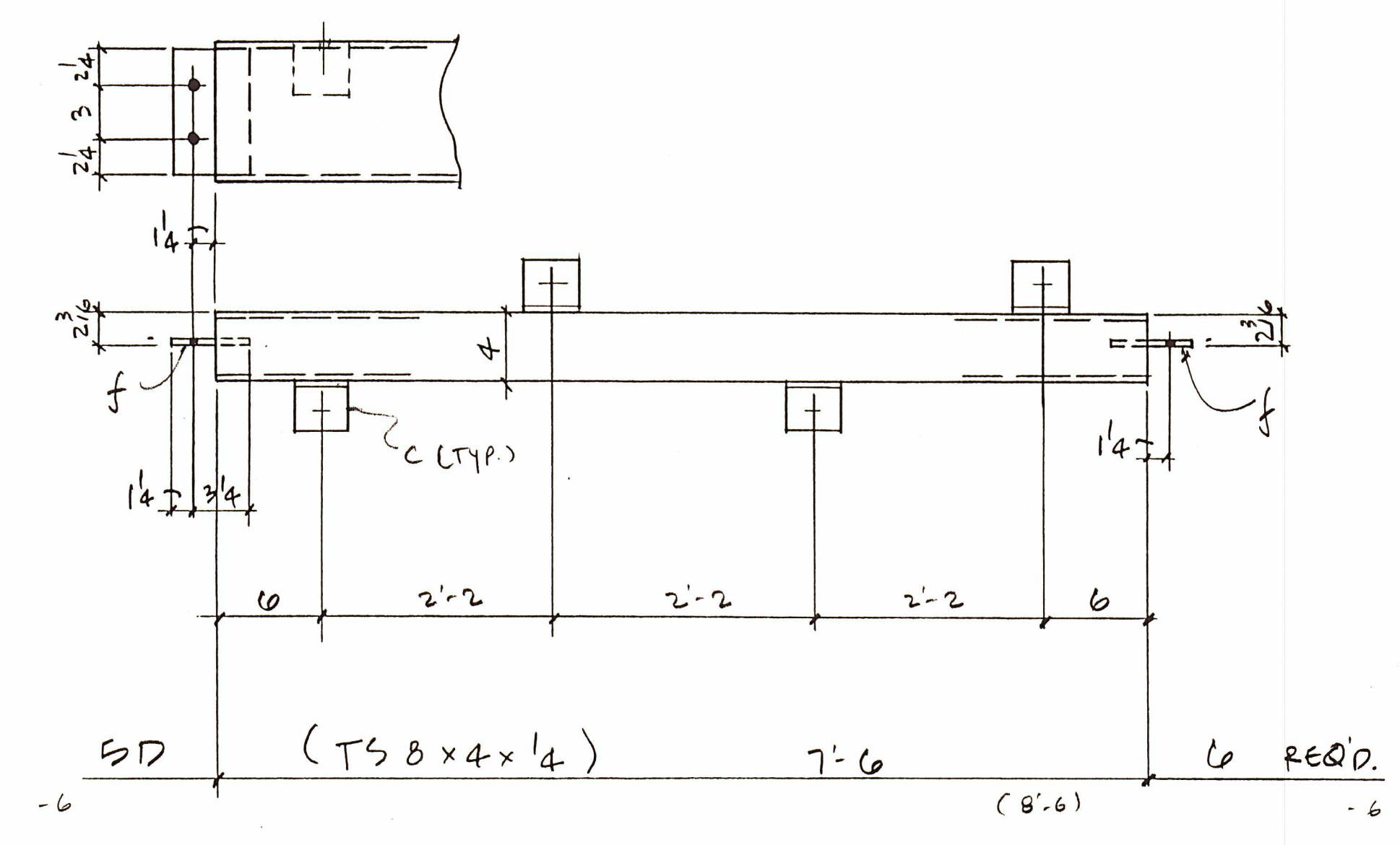
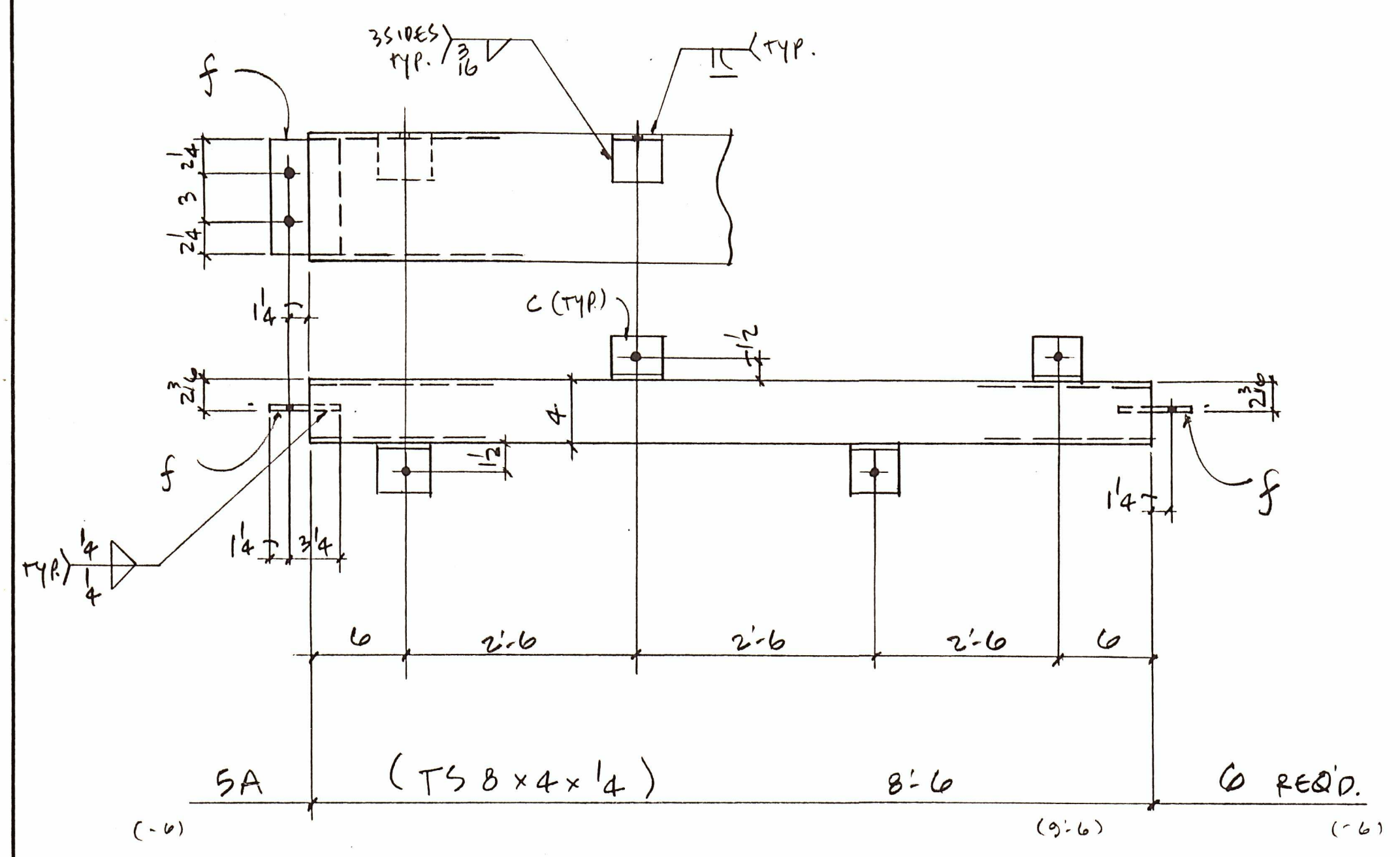
FIELD BOLTS	- 5/8" x 1 1/2	- 5/8" x 5
	A325 W/N/H/W	LAG BOLT
PAIN	PER SPEC.	
MATERIAL	A36 U/NOTED	
HOLES	1 3/16" UN	
ELECTRODES	E70XX	
TOTAL WEIGHT		
DWG. REF.	E2	

FABRICATION PRODUCTS

Phone (360) 696-1324 6131 NE. 63 rd. Street
Vancouver, WA 98661

DRAFTER - [] CONTRACT NO. []
DATE 1-95 CUSTOMER CITY OF McMinnville
CHECKED SDS STRUCTURE McMinnville Comm. Center DWG NO. 4
DATE []

SteelDraft Systems, Inc. (360) 573-3620 Job# 9504-17



BILL OF MATERIAL

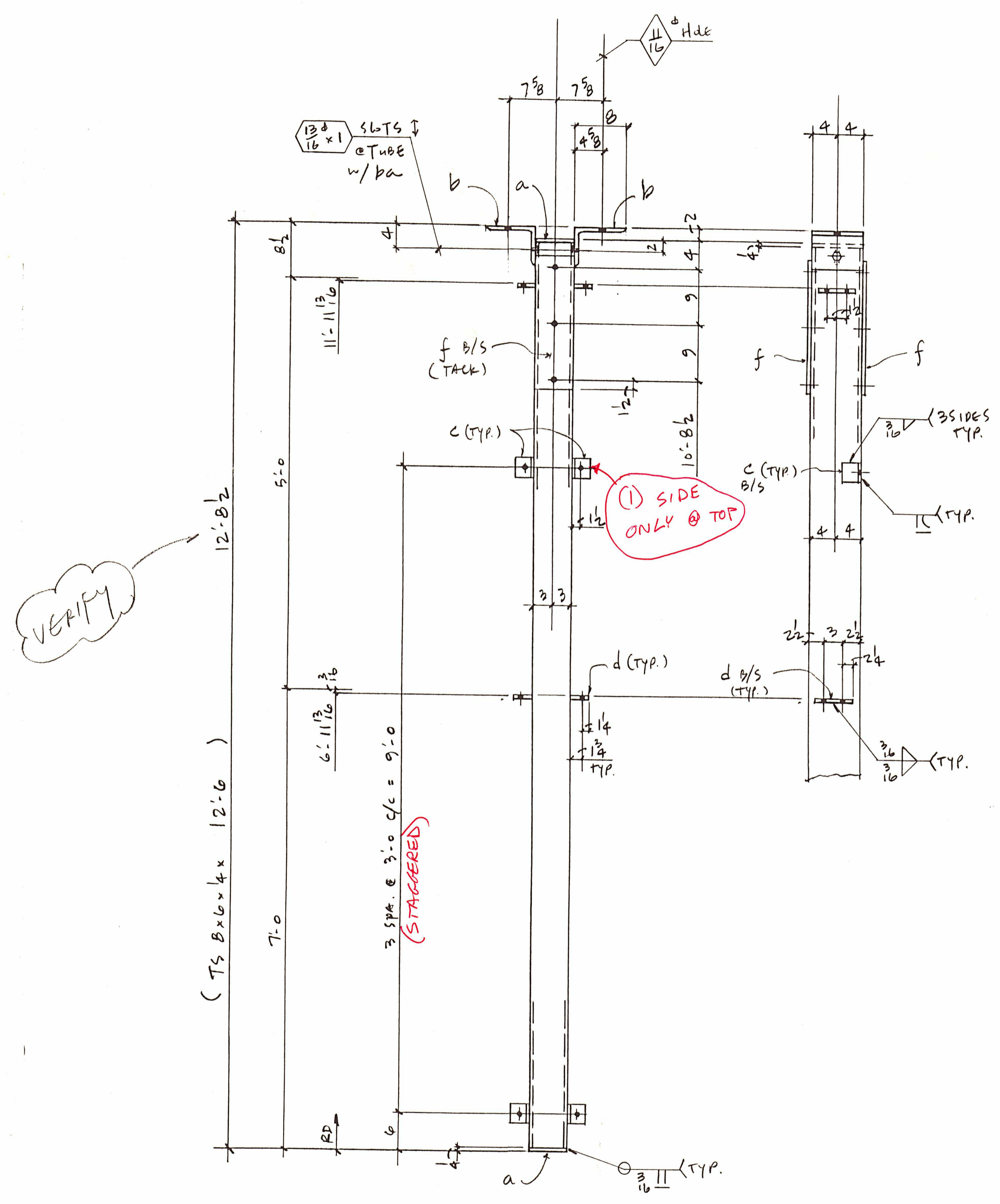
NO. TO SHIP	SHIP MARK	TOTAL NO. PCS.	PC. MARK	SIZE	LENGTH		REMARKS	WEIGHT
					FT	IN		
6	SA	24	C	TS B x 4 x 1/4	8	6	AS 500 GR. B	
		12	F	TS B x 4 x 1/4				
2	SB	8	C	TS B x 4 x 1/4	8	6	AS 500 GR. B	
		4	F					
2	SC	8	C	TS B x 4 x 1/4	8	6	AS 500 GR. B	
		4	F					
6	SD	24	C	TS B x 4 x 1/4	7	6	AS 500 GR. B	
		12	F					
4	SF	16	C	TS B x 4 x 1/4	7	6	AS 500 GR. B	
		8	F					
10	SG	20	C	TS B x 4 x 1/4	3	8	AS 500 GR. B	
		20	F					

ALL LENGTHS TO BE FIELD VERIFIED.
EXTERIOR METAL TO BE HOT DIP GALV.

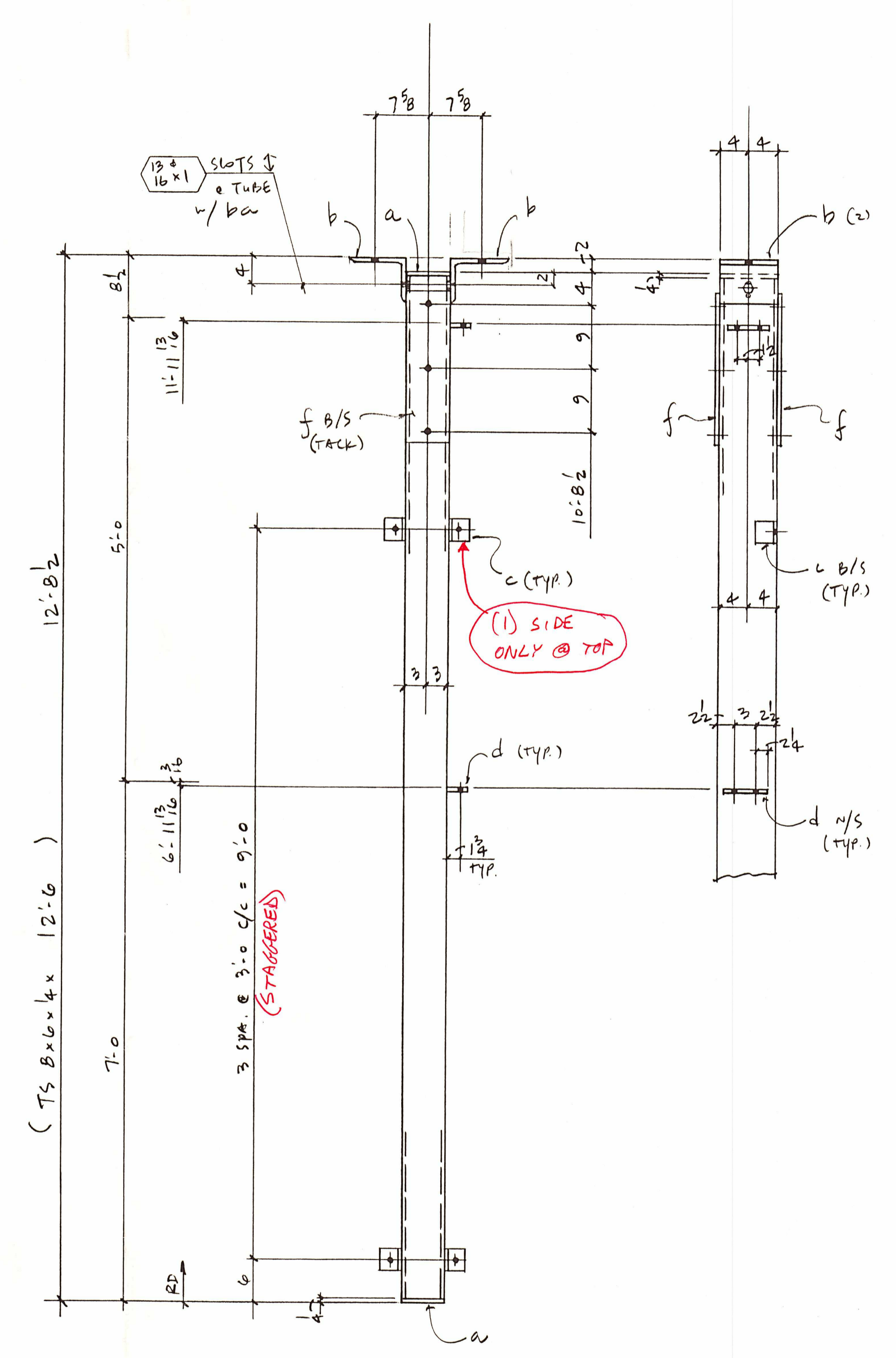
FIELD BOLTS	120 - 3/4" x 2				
A325 W/N, H, W					
PAIN	PER SPEC				
MATERIAL	A36 U/NOTED				
HOLES	1 3/16"				
ELECTRODES	E70XX				
TOTAL WEIGHT		NO DATE	DESCRIPTION	NO DATE	DESCRIPTION
DWG. REF.	E 2				
FABRICATION PRODUCTS					
6131 NE. 63 rd. Street Vancouver, WA 98661					
DRAFTER	CL	CUSTOMER	CITY OF McMINNVILLE	CONTRACT NO	
DATE	1-95				
CHECKED	SDS	STRUCTURE	McMINNVILLE COMM. CENTER	DWG NO	5
DATE					

BILL OF MATERIAL

NO. TO SHIP	SHIP MARK	TOTAL NO. Pcs.	PG. MARK	SIZE	LENGTH		REMARKS	WEIGHT
					FT	IN		
11	GA			TS B x 6 x 4	12	6	A500 GR. B	
		22	a	PL 1/4 x 6	-	8		
		22	b	L 8 x 6 x 7/16	-	8		
		11	ba	3/4" A325 W/NUT	-	8 1/2		
		88	c	L 3 x 3 x 1/4	-	3		
		44	d	PL 3/8 x 3	-	7 1/2		
		22	f	PL 3/8 x 6	1	9		
ONE GB ^R				TS B x 6 x 4	12	6	A500 GR. B	
ONE GB ^L				TS B x 6 x 4	12	6	"	
		4	a					
		4	b					
		16	c					
		4	d					
		2	f					



GA ~ COLUMN ~ 11 REQ'D.

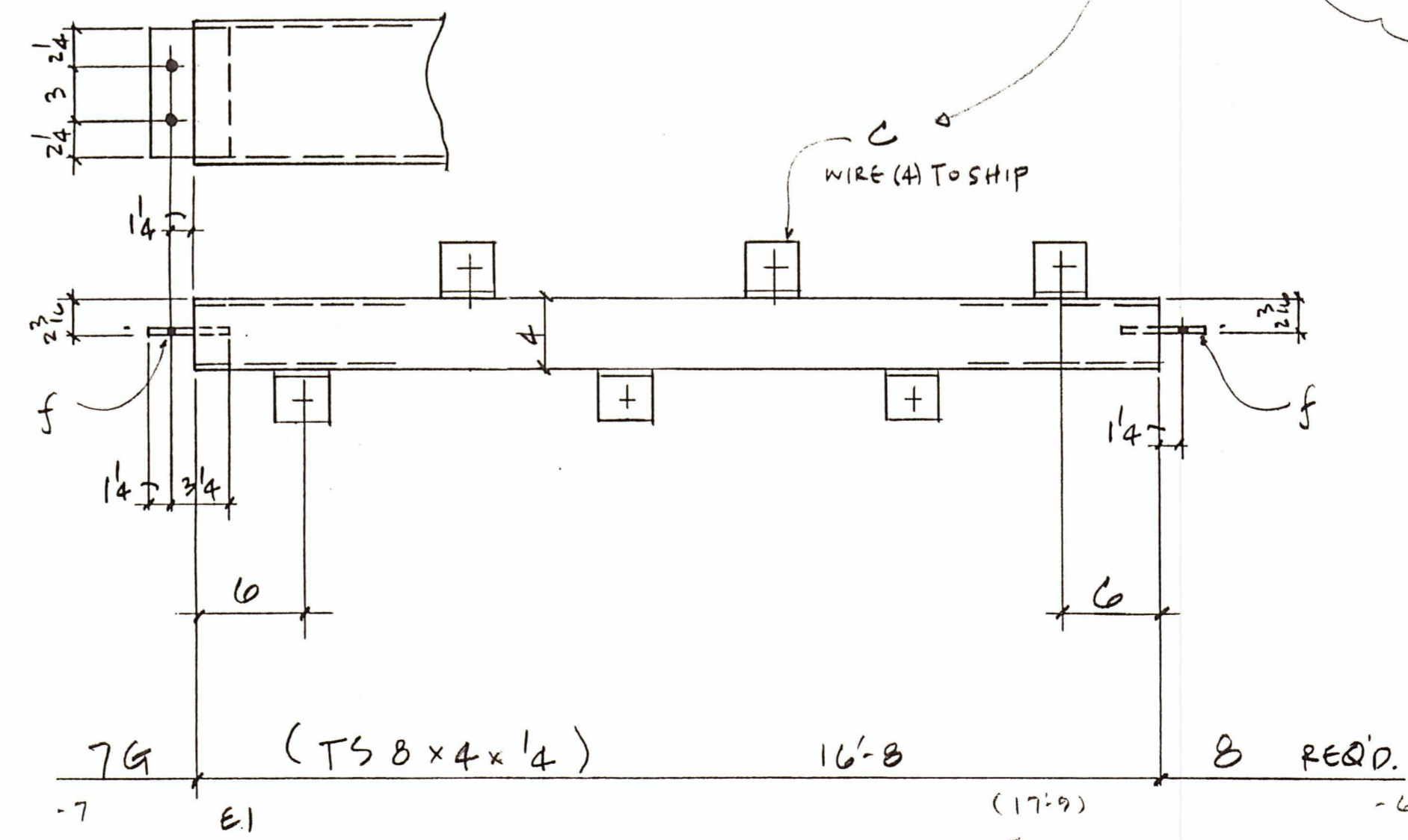
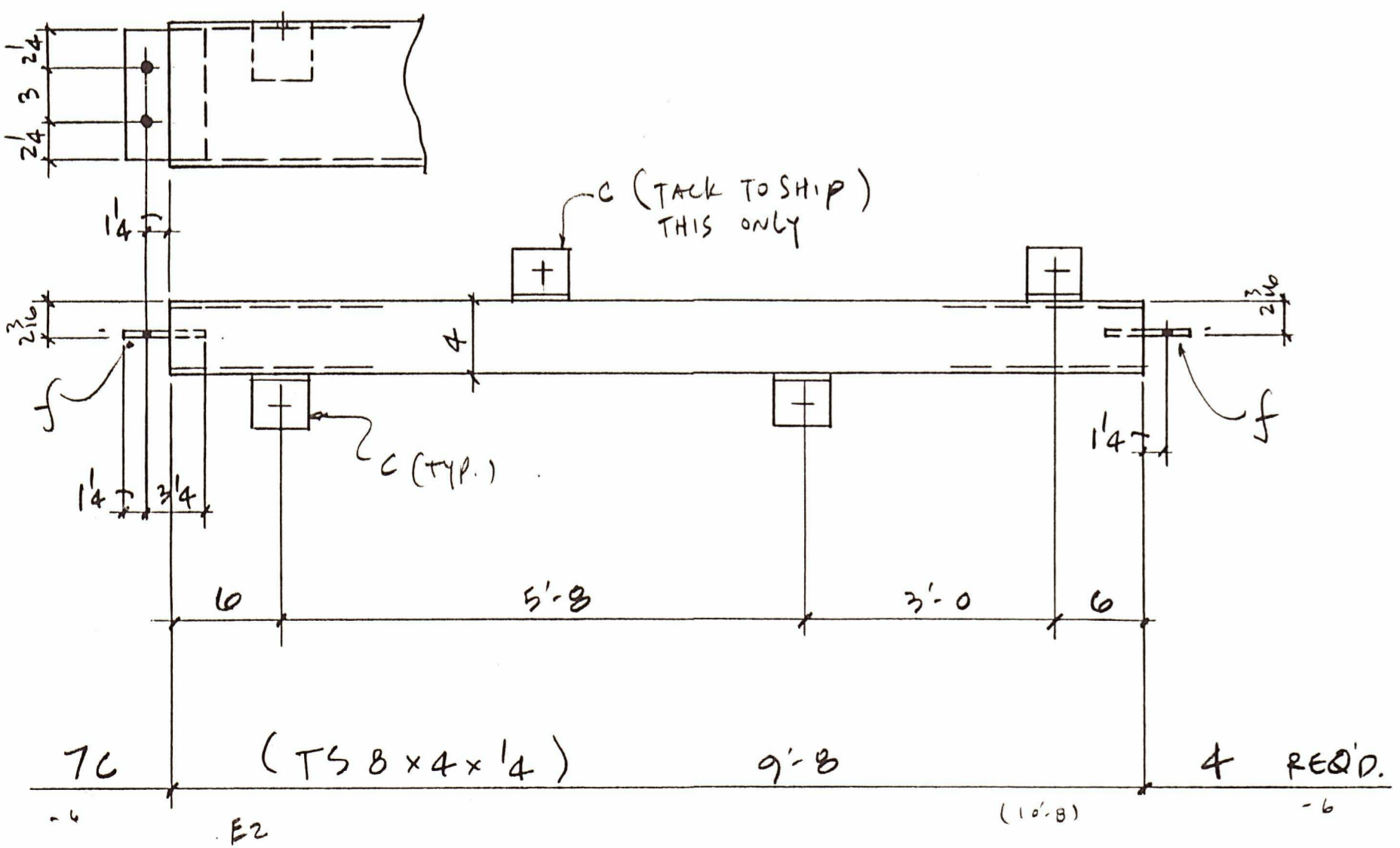
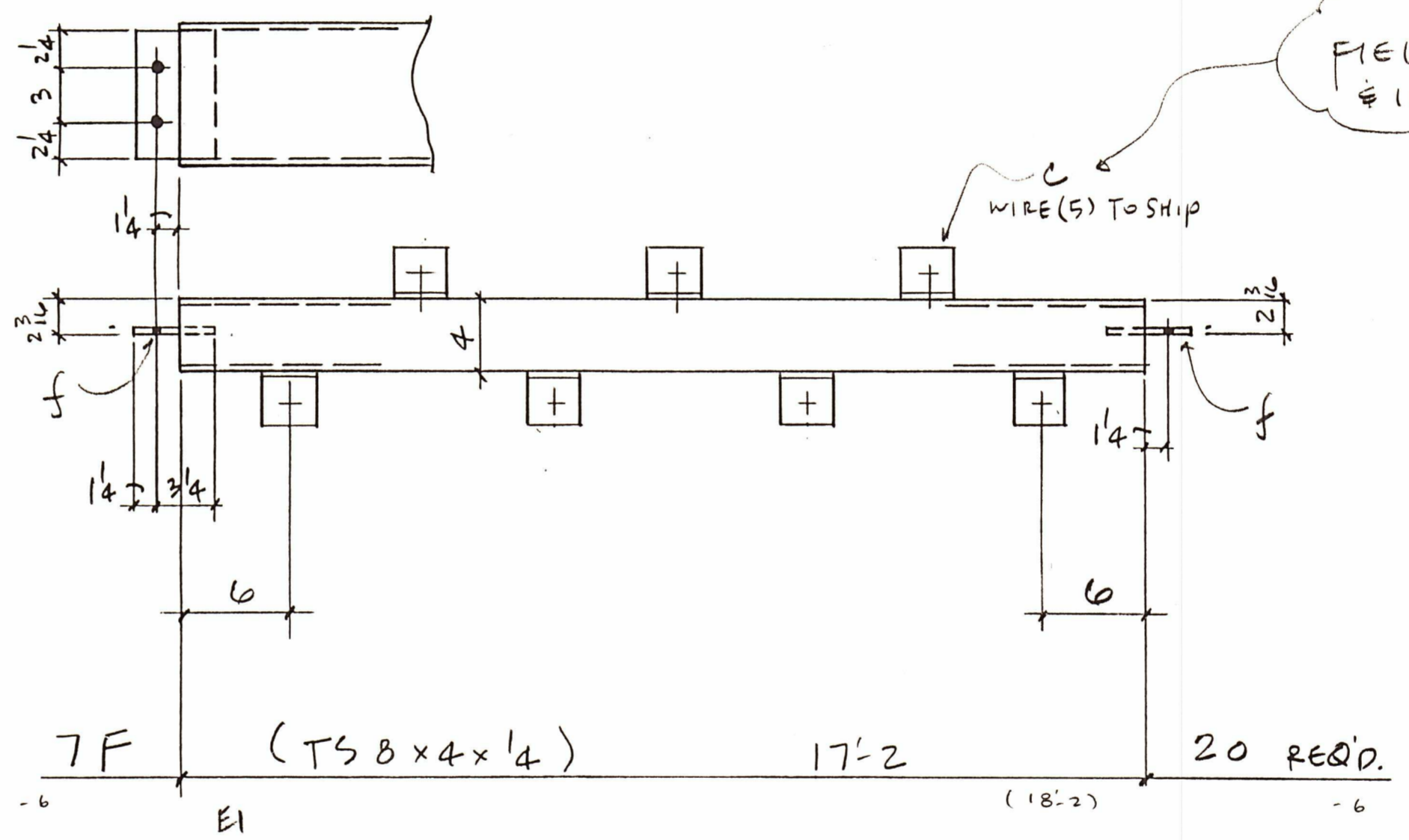
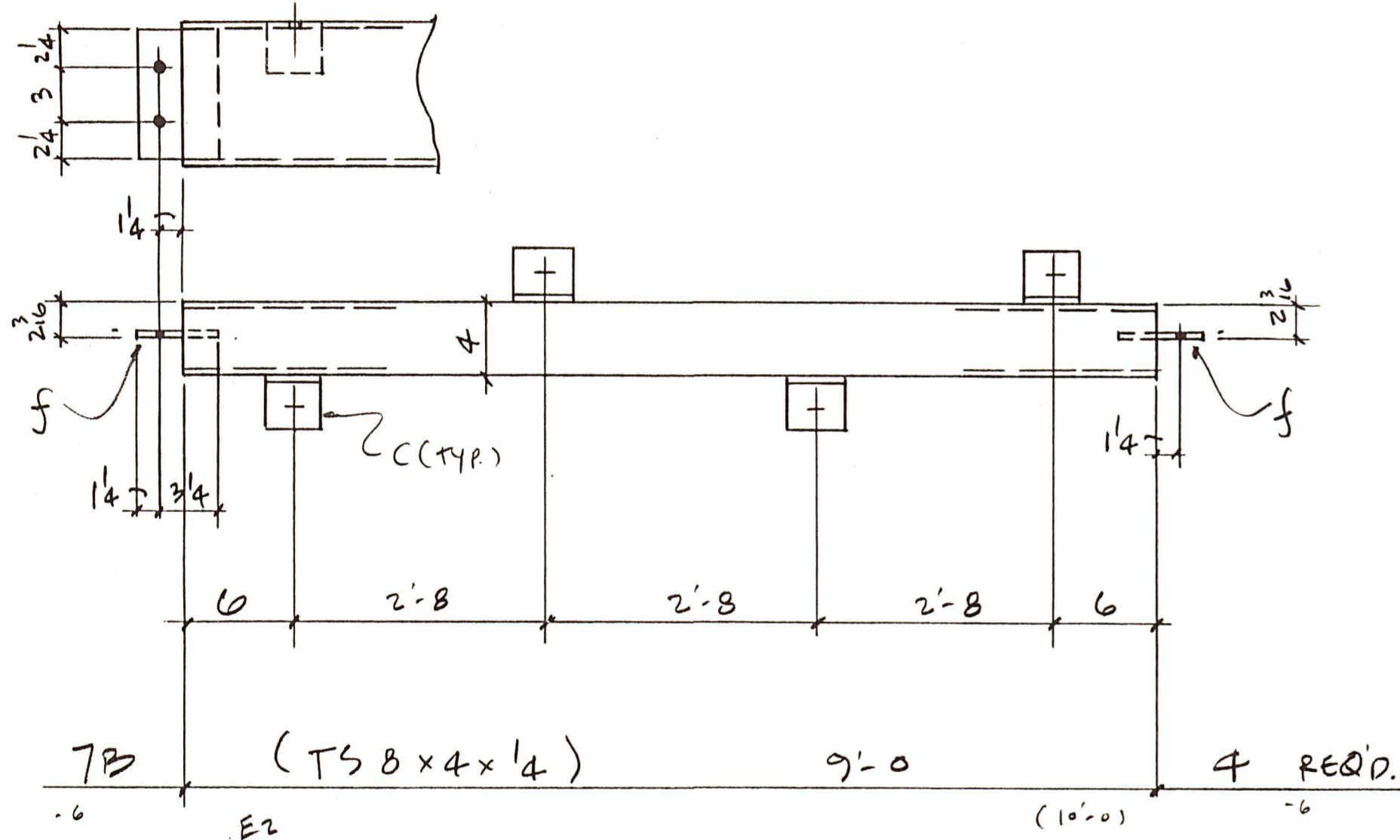
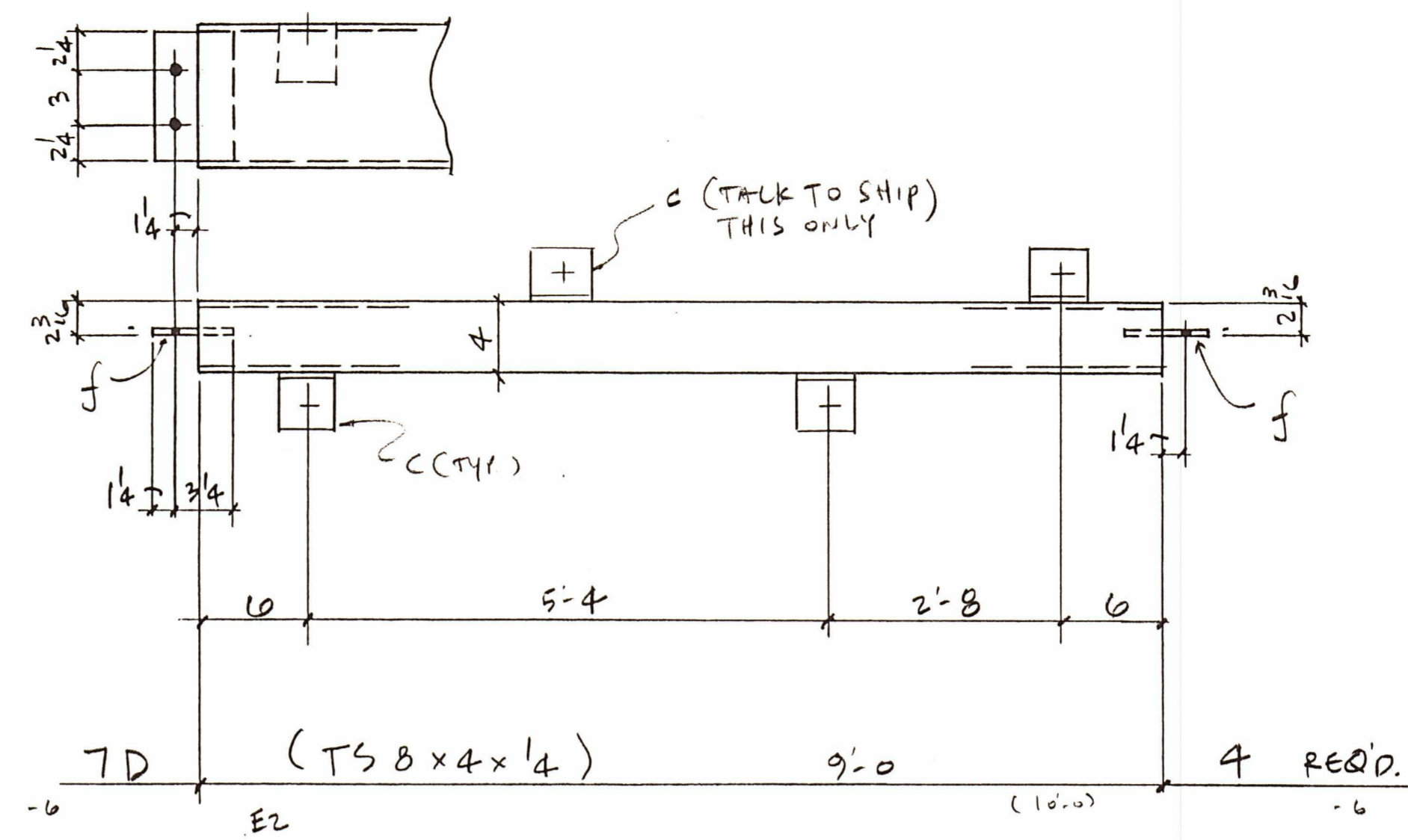
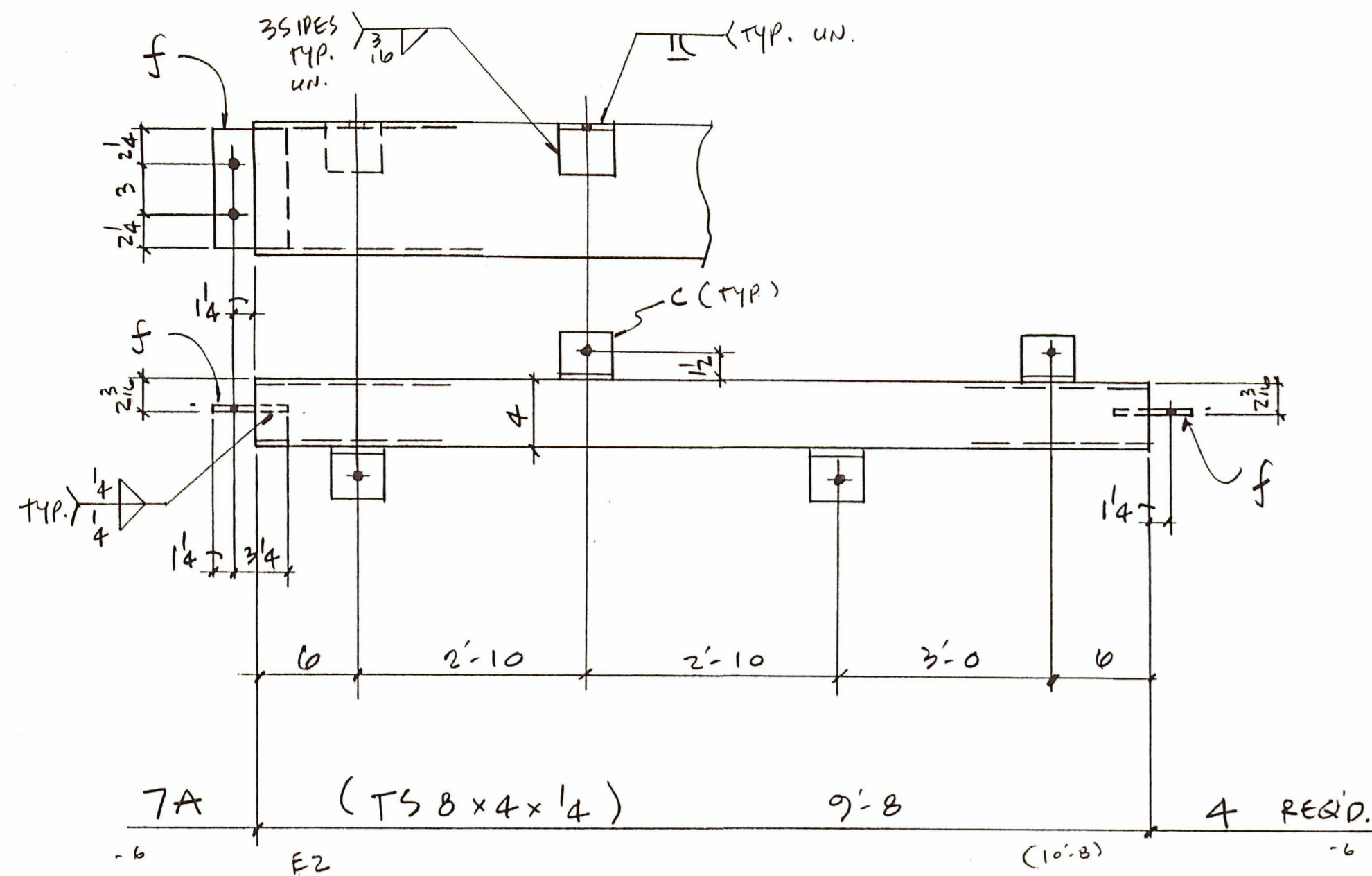


GB^R ~ COLUMN ~ ONE REQ'D. (AS SHOWN)

GB^L ~ COLUMN ~ ONE REQ'D. (OPP. HAND)

FIELD VERIFY ALL DIMENSIONS.

FIELD BOLTS				
PAINT	PER SPEC.			
MATERIAL	A36 U/NOTED			
HOLES	1 3/16"			
ELECTRODES	E70XX			
TOTAL WEIGHT		NO DATE	DESCRIPTION	NO DATE
DWG. REF.	E1	REVISIONS		
FABRICATION PRODUCTS				
6131 NE. 63 rd. Street Vancouver, WA 98661				
DRAFTER	CL	CUSTOMER	CITY OF McMINNVILLE	CONTRACT NO.
DATE	1-95			
CHECKED	SDS	STRUCTURE	McMINNVILLE COMM. CENTER	DWG NO.
DATE				6



BILL OF MATERIAL

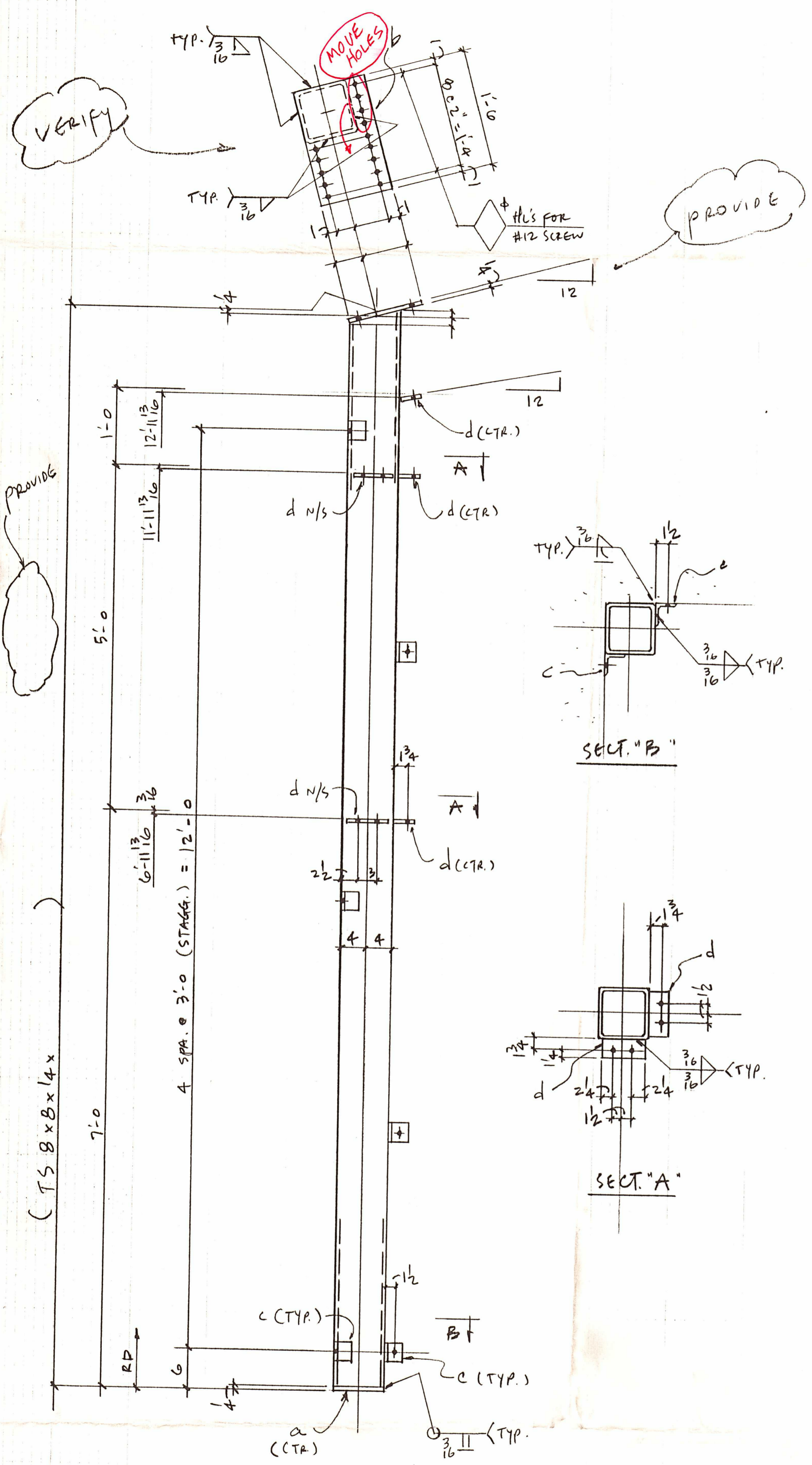
NO. TO SHIP	SHIP MARK	TOTAL NO. PCS.	PC. MARK	SIZE	LENGTH		REMARKS	WEIGHT
					FT	IN		
4	7A	16	c	TS 8x4x1/4	9	8	A500 GR. B	
		8	f	TS 8x4x1/4	-	7		
4	7B	16	c	TS 8x4x1/4	9	0	A500 GR. B	
		8	f					
4	7C	16	c	TS 8x4x1/4	9	8	A500 GR. B	
		8	f					
4	7D	16	c	TS 8x4x1/4	9	0	A500 GR. B	
		8	f					
20	7F	140	c	TS 8x4x1/4	17	2	A500 GR. B	
		40	f					
8	7G	48	c	TS 8x4x1/4	16	8	A500 GR. B	
		16	f					

FIELD VERIFY ALL DIMENSIONS.
EXTERNAL METAL TO BE
HOT DIP GALV.

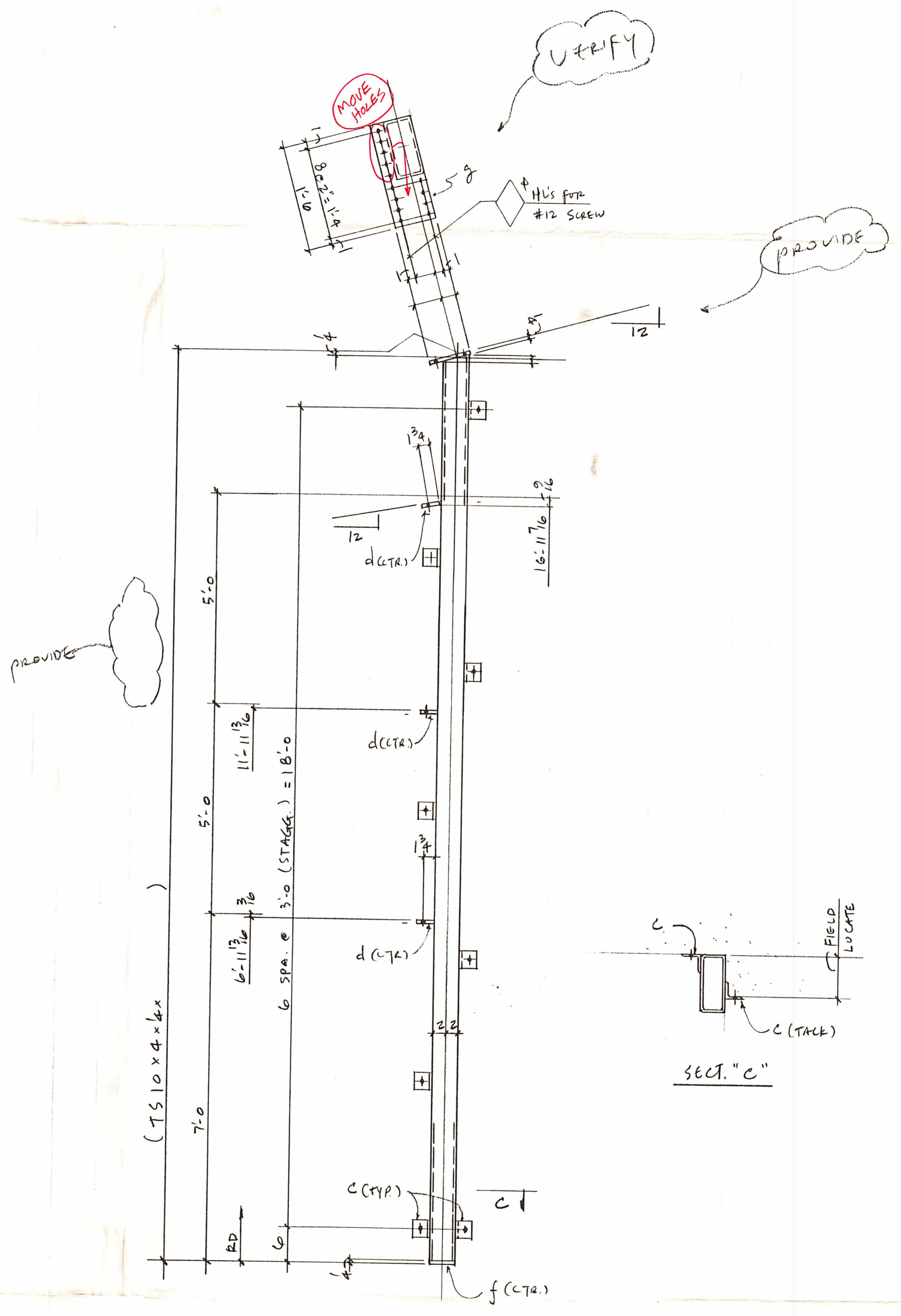
FIELD BOLTS	176 - 3/4" x 2			
A325 W/U, HW				
PAINT	PER SPEC			
MATERIAL	A36 U/NOTED			
HOLES	1 3/16"			
ELECTRODES	E70XX			
TOTAL WEIGHT		NO	DATE	DESCRIPTION
DWG. REF.	E2, E1			REVISIONS

FABRICATION PRODUCTS

Phone (360) 696-1324	6131 NE. 63 rd. Street Vancouver, WA 98661
DRAFTER <i>mt</i>	CUSTOMER CITY OF McMINNVILLE
DATE 1.95	CONTRACT NO
CHECKED <i>SPS</i>	STRUCTURE McMINNVILLE COMM. CENTER
DATE	DWG NO 7



BA^R ~ COL. ~ 2 REQ'D. (AS SHOWN)
BA^L ~ COL. ~ 2 REQ'D. (OPP. HAND)



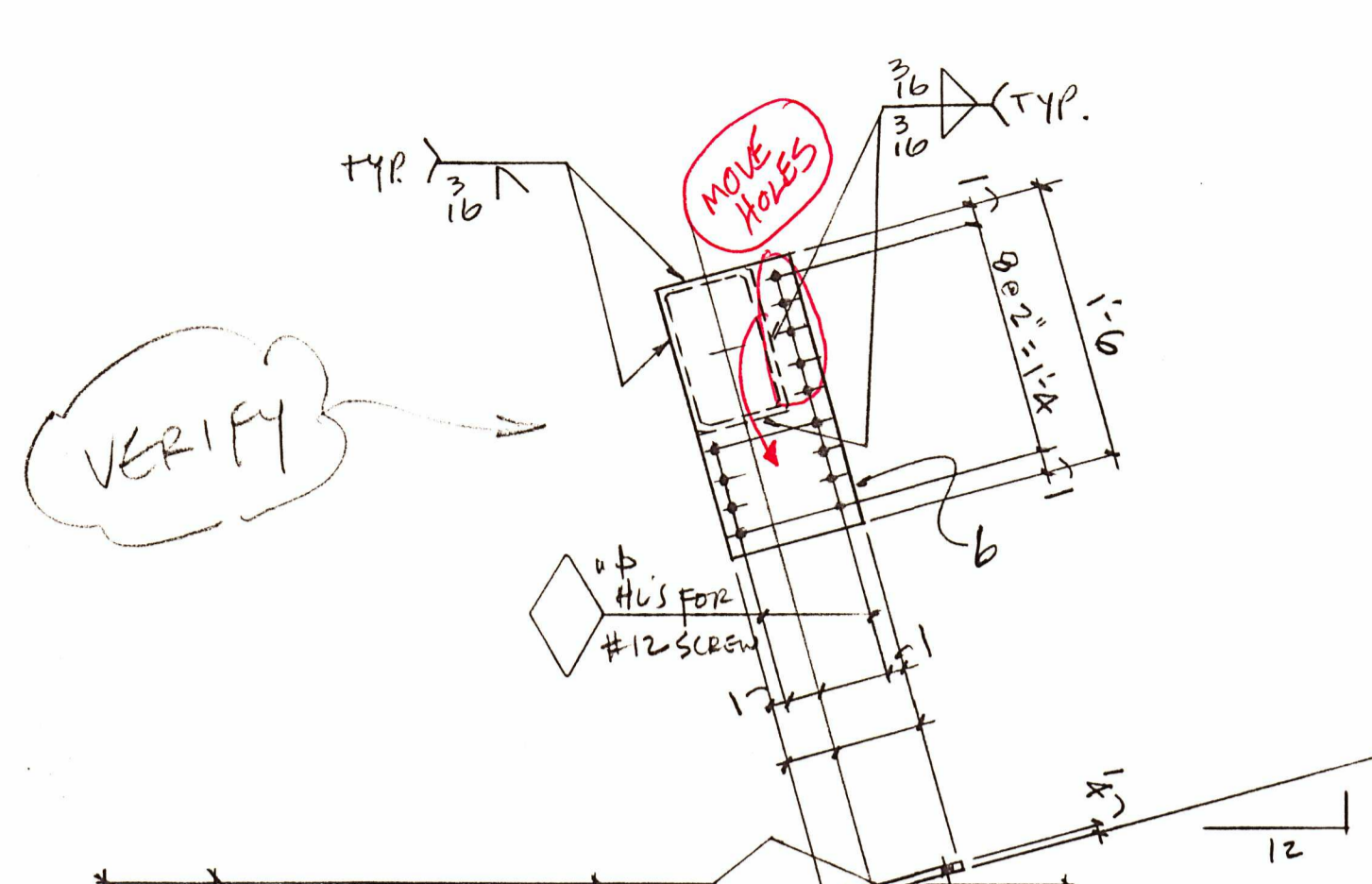
BB^R ~ COL. ~ 2 REQ'D. (AS SHOWN)
BB^L ~ COL. ~ 2 REQ'D. (OPP. HAND)

BILL OF MATERIAL

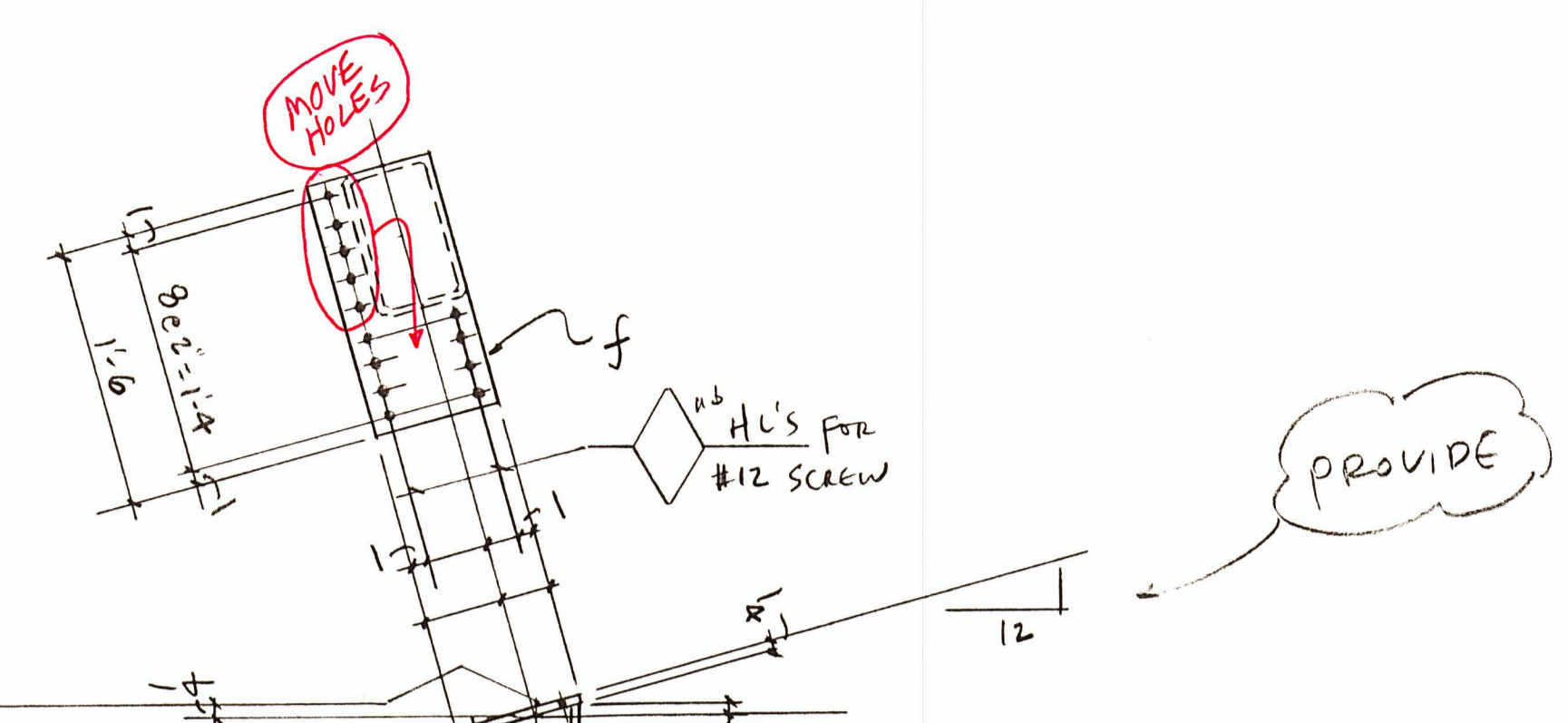
NO. TO SHIP	SHIP MARK	TOTAL NO. PCS.	PC. MARK	SIZE	LENGTH		REMARKS	WEIGHT
					FT	IN		
2	BA ^R			TS 8x8x14			AS 00 GR. B	
2	BA ^L			TS 8x8x14			"	
	4	a		P 4x8		8		
	4	b		P 4x		16		
	24	c		L 3x3x1/4		3		
	20	d		P 3x3		7 1/2		
2	BB ^R			TS 10x4x4			AS 00 GR. B	
2	BB ^L			TS 10x4x4			"	
	4	f		P 4x4		10		
	4	g		P 4x		16		
	12	d						
	32	c						

FIELD VERIFY ALL DIMENSIONS.

FIELD BOLTS	108 - #12 x 1 3/4 SCREWS						
PAIN	PER SPEC.						
MATERIAL	A36 U/NOTED						
HOLES	1 3/16" U.N.						
ELECTRODES	E70XX						
TOTAL WEIGHT		NO	DATE	DESCRIPTION	NO	DATE	DESCRIPTION
DWG. REF.	E1, E2	REVISIONS					
FABRICATION PRODUCTS							
Phone (360) 696-1324				6131 NE. 63 rd. Street Vancouver, WA 98661			
DRAFTER	1	CUSTOMER	CITY OF McMINNVILLE	CONTRACT NO			
DATE	1-95	STRUCTURE	McMINNVILLE COMM. CENTER	DWG NO			
CHECKED	505						8
DATE							

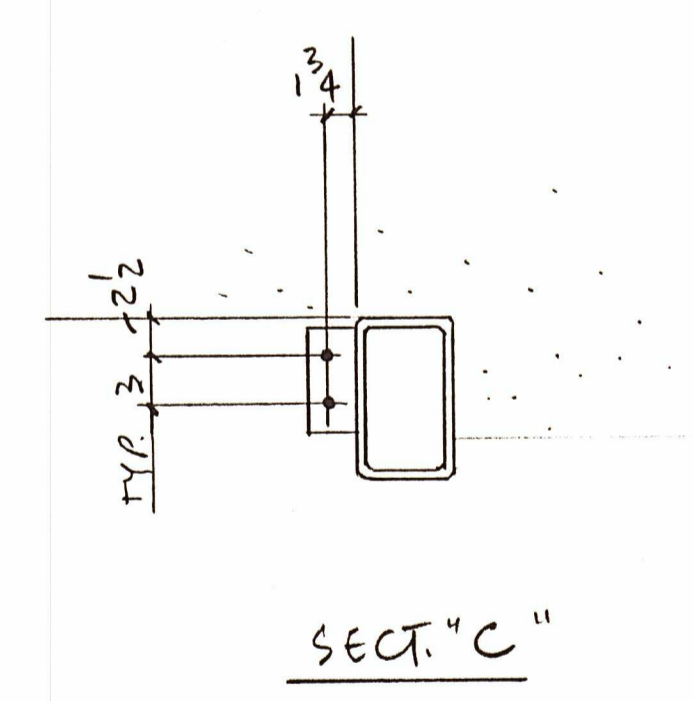
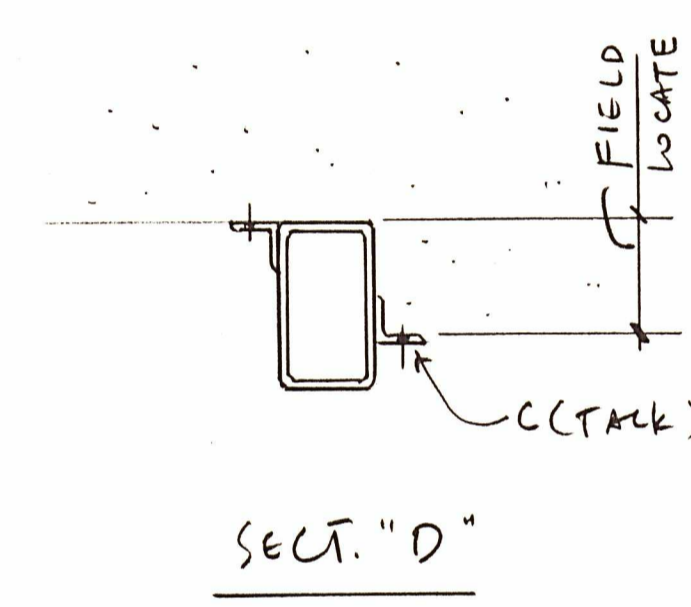
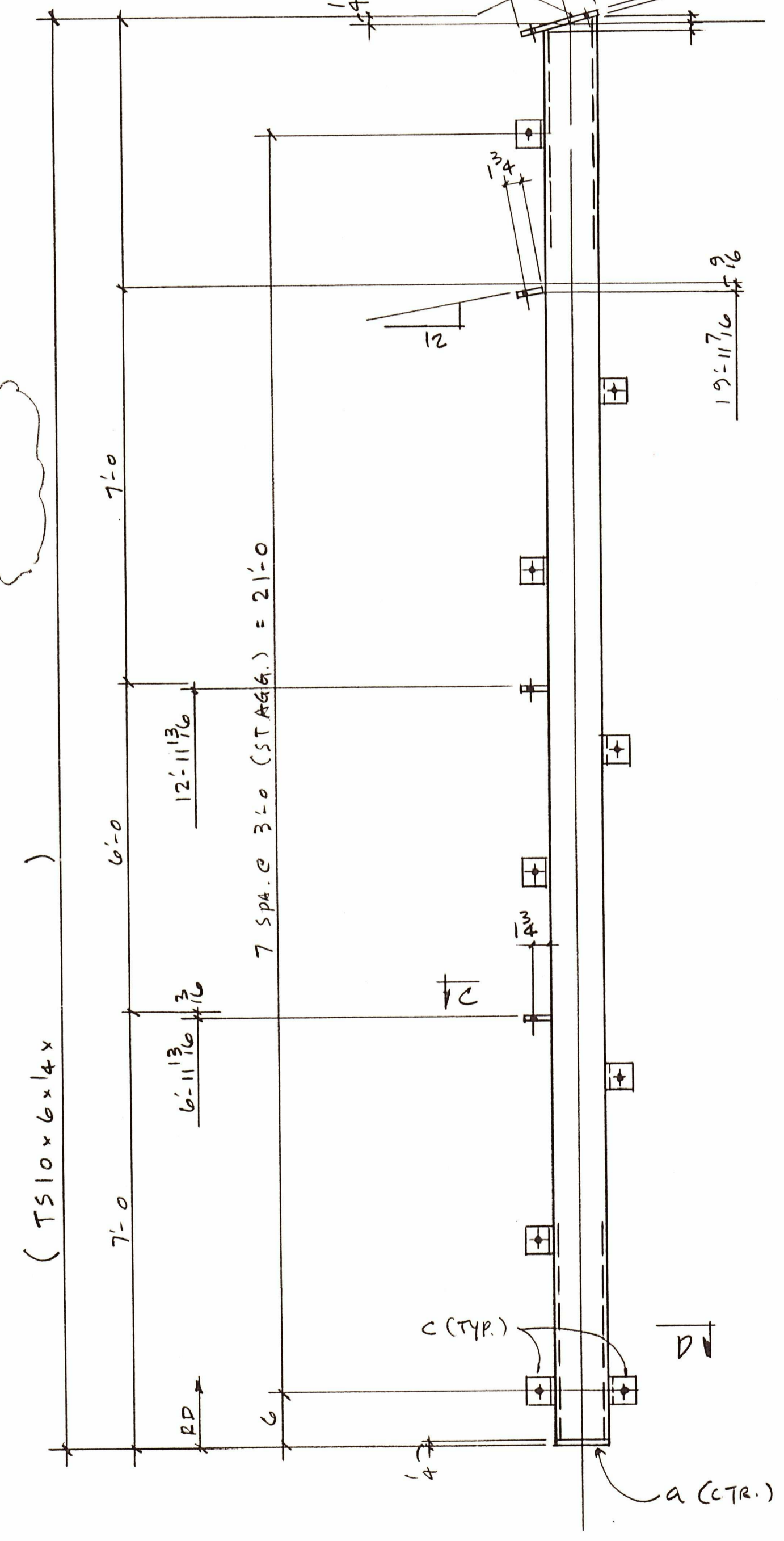
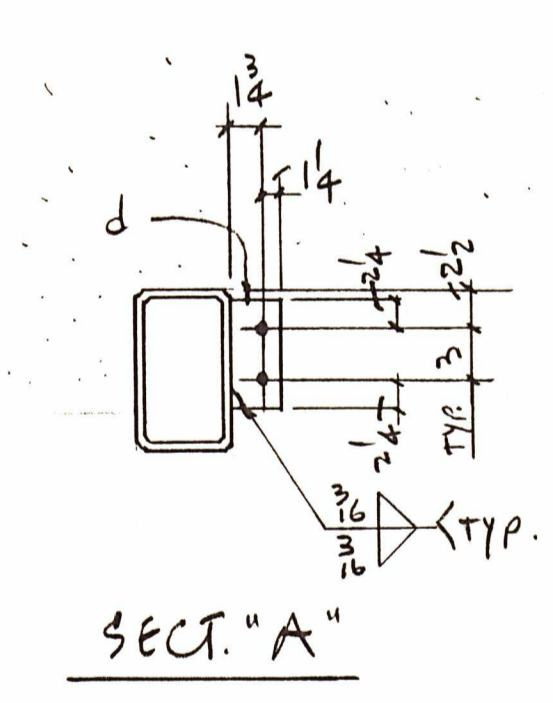
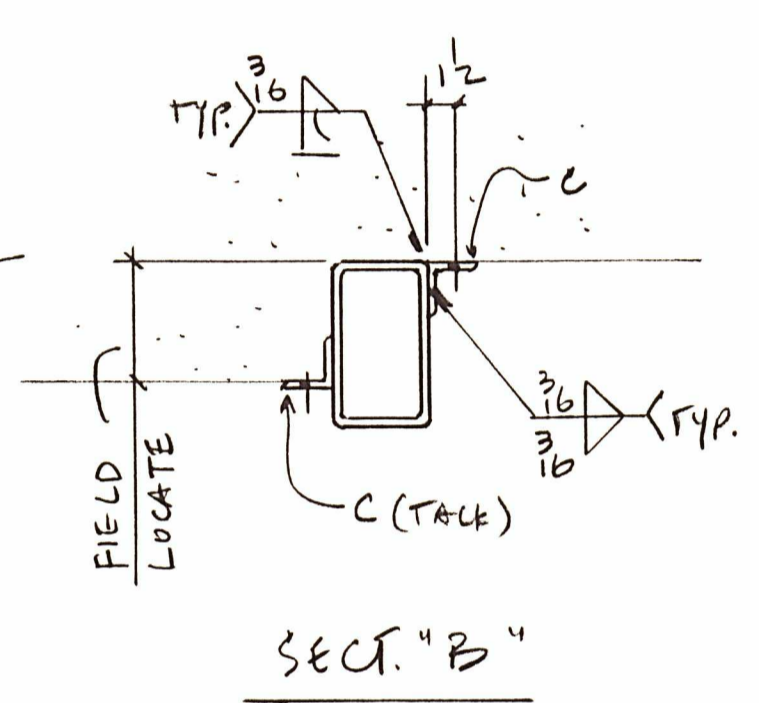
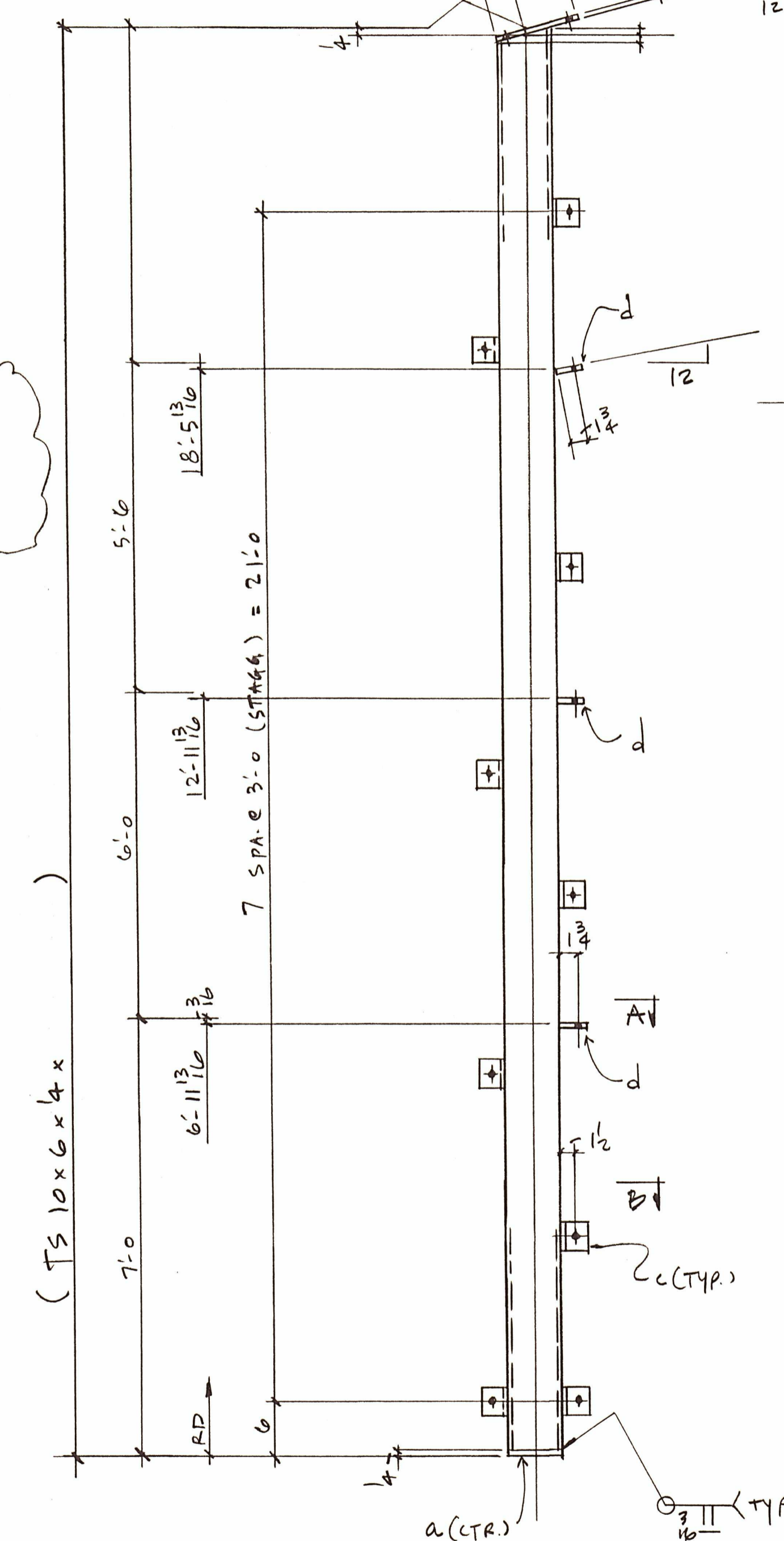


VERIFY



PROVIDE

PROVIDE



9AP ~ COL. ~ 2 REQ'D (AS SHOWN)
 9AL ~ COL. ~ 2 REQ'D (OPP. HAND)

9BR ~ COL. ~ 2 REQ'D (AS SHOWN)
 9BL ~ COL. ~ 2 REQ'D (OPP. HAND)

BILL OF MATERIAL

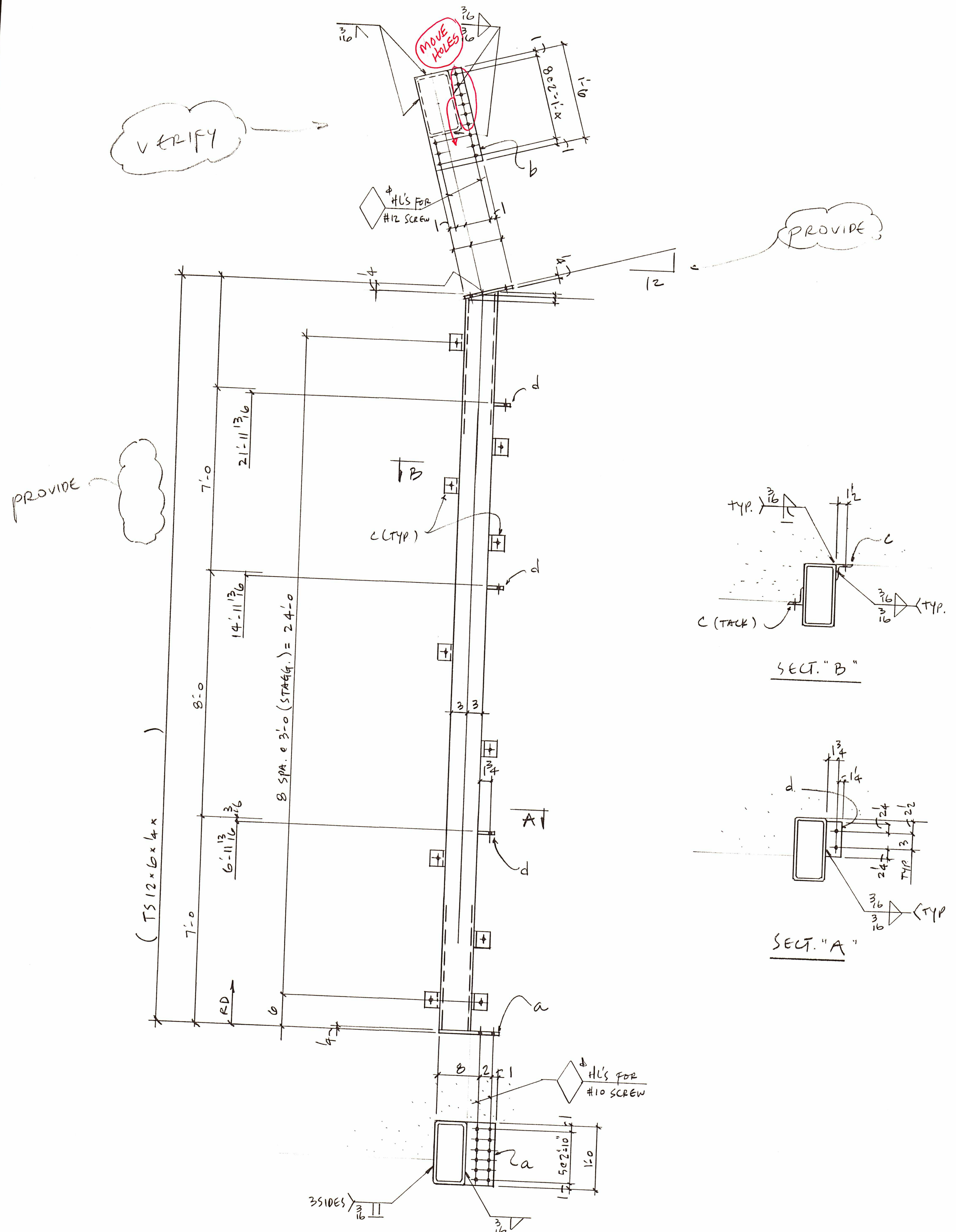
NO. TO SHIP	SHIP MARK	TOTAL NO. PCS.	PC. MARK	SIZE	LENGTH		REMARKS	WEIGHT
					FT	IN		
2	9AP			TS 10x6x4			A500 GR. B	
2	9AL			TS 10x6x4			"	
		4	a	PL 4x6		10		
		4	b	PL 4x		16		
		36	c	L 3x3x1/4				
		12	d	PL 3/8x3		7 1/2		
2	9BR			TS 10x6x4			A500 GR. B	
2	9BL			TS 10x6x4			"	
		4	a	PL 4x6		10		
		4	b	PL 4x		16		
		36	c	L 3x3x1/4				
		12	d	PL 3/8x3		7 1/2		

FIELD VERIFY ALL DIMENSIONS

FIELD BOLTS	104 - #12x1 1/4 SCREWS					
PAINT	PER SPEC.					
MATERIAL	A36 UNNOTED					
HOLES	1 3/16" UN.					
ELECTRODES	E70XX					
TOTAL WEIGHT	NO	DATE	DESCRIPTION	NO	DATE	DESCRIPTION
DWG. REF.	E1, E2		REVISIONS			

FABRICATION PRODUCTS
 6131 N.E. 63 rd. Street
 Vancouver, WA 98661
 Phone (360) 696-1324

DRAFTER	CL	CUSTOMER	CITY OF McMINNVILLE	CONTRACT NO.	
DATE	1-95	CHECKED	SDS	DWG. NO.	9
CHECKED	SDS	DATE			



10A^R ~ COL. ~ 2 REQ'D (AS SHOWN)
 10A^L ~ COL. ~ 2 REQ'D (OPP. HAND)

BILL OF MATERIAL

NO. TO SHIP	SHIP MARK	TOTAL NO. PGS.	PC. MARK	SIZE	LENGTH		REMARKS	WEIGHT
					FT	IN		
2	10A ^R			TS 12 x 6 x 4			AS SHOWN	
2	10A ^L			TS 12 x 6 x 4			"	
4	a			PL 4 x 11	1	0		
4	b			PL 4 x 11	1	0		
40	c			L 3 x 3 x 1/4	-	3		
12	d			PL 3/8 x 3	-	7 1/2		

FIELD VERIFY ALL DIMENSIONS.

FIELD BOLTS	48 - #12 x 1 3/4 SCREW 48 - #10 x 1 1/4 SCREW
PAINT	PE# SPEC.
MATERIAL	A36 U/NOTED
HOLES	1 3/16" UN.
ELECTRODES	E70XX
TOTAL WEIGHT	
DWG. REF.	E1, E2

NO	DATE	DESCRIPTION	NO	DATE	DESCRIPTION
REVISIONS					

FABRICATION PRODUCTS

Phone (360) 696-1324 6131 NE. 63 rd. Street
 Vancouver, WA 98661

DRAFTER	CUSTOMER	CITY OF McMINNVILLE	CONTRACT NO.
DATE 1-95	STRUCTURE	McMINNVILLE COMM. CENTER	DWG NO
CHECKED SDS			10
DATE			