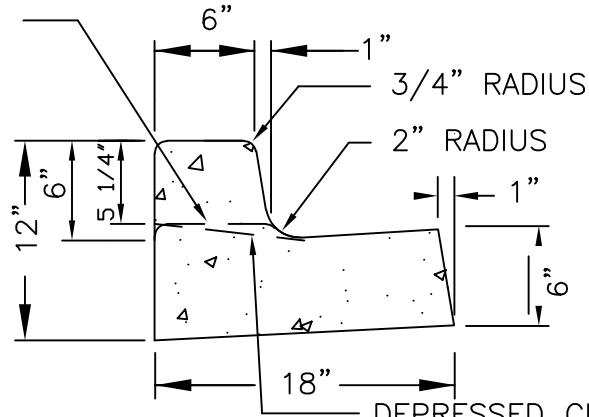


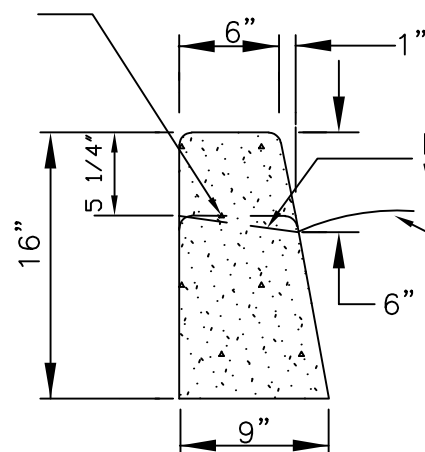
DEPRESSED CURB FOR DRIVEWAY  
(3/4" MAX. LIP)



DEPRESSED CURB FOR WHEELCHAIR RAMP  
WITH 2% MAX. CONSTRUCTION SLOPE

TYPICAL CURB & GUTTER

DEPRESSED CURB FOR DRIVEWAY  
(3/4" MAX. LIP)



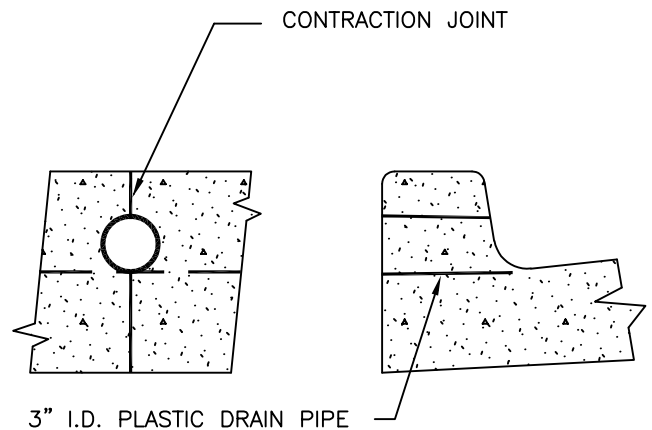
DEPRESSED CURB FOR WHEELCHAIR RAMP  
WITH 2% MAX. CONSTRUCTION SLOPE

PAVEMENT

TYPICAL STRAIGHT CURB

NOTES:

1. ALL RADII SHALL BE 3/4" EXCEPT AS OTHERWISE SHOWN.
2. ISOLATION JOINTS SHALL BE PLACED ONLY AS SPECIFIED BY THE CITY ENGINEER.
3. CONTRACTION JOINTS SHALL BE PLACED AT 15' INTERVALS UNLESS OTHERWISE SPECIFIED, AND SHALL EXTEND AT LEAST 50% THROUGH THE CURB OR CURB & GUTTER.
4. A CONTRACTION JOINT SHALL BE PLACED ALONG AND OVER WEEP HOLE THROUGH THE CURB AND THROUGH THE SIDEWALK.
5. WHEN SIDEWALKS ARE CONSTRUCTED, EXTEND 3" PIPE TO BACK OF SIDEWALK AND INSTALL COUPLING.



WEEP HOLE THROUGH CURB

**City of  
McMinnville**

DETAIL FOR  
P.C. CONCRETE  
CURB AND GUTTER

DATE:

AUGUST 2022

DRAWING NO.

6